



## Crown Resorts Limited

### Forensic Data Analysis for Crown Resorts Limited (“Crown”)

#### Southbank Investment Pty Ltd – Interim Report

#### Background

Minter Ellison is acting for Crown Resorts Limited (Crown) in relation to the current Independent Liquor & Gaming Authority Inquiry. Grant Thornton has been engaged by Minter Ellison and Crown to assist with forensic data analysis of statements for two of Crown’s bank accounts held in the names of Riverbank Investments Pty Ltd and Southbank Investments Pty Ltd for the period July 2013 to December 2019 (“bank statement data”). Our work has been undertaken for the purpose of Minter Ellison providing legal advice to Crown Resort Limited.

Our work involved advice and agreement on parameters from Minter Ellison and Crown’s anti-money laundering and counter terrorism financing (AML/CTF) advisors, Initialism.

This report outlines our results from analysis of cash deposits <\$10,000 for bank accounts held in the name of Southbank Investments Pty Ltd.

#### Work Completed to Date:

- Identified and agreed on the scope of documentation to be reviewed. Bank statements within scope for phase 1 of our work are as follows:

Entity	Bank	Period	Number of Bank Statements Received
Southbank Investments Pty Ltd	CBA	Aug 2013 - Dec 2019	74

- Review and understand the internal investigation previously completed by Crown, including methodology and outcome.
- Conversion and cleansing of bank statements data within scope into a usable format to enable an effective and efficient method of analysis.
- Defined and agreed parameters for identifying potential “structuring” with Initialism based on value of transactions, timing of transactions, and nature of transactions. The parameters applied to the data are as follows:

Scenarios Considered for Analysis
1. Two or more cash deposits of <\$10,000 each, totalling \$10,000 or more in a 24hr period
2. Two or more cash deposits of <\$10,000 each, totalling \$10,000 or more in a 48hr period
3. Two or more cash deposits of <\$10,000 each, totalling \$10,000 or more in a 72hr period

- Developed model for analysis over bank statement data against the agreed parameters. Outcomes from our analysis is included in the following pages.

#### Items to Note:

Please note the following in relation to the results outlined below:

- As we could not confirm whether all bank branches processed cash deposits on weekends, we used two models of analysis:
  - Includes weekends (for analysing scenarios 1, 2 and 3). E.g. Friday 21/11/2015 and Saturday 22/11/2015 counted as 48 hours, Sunday 23/11/2015 counted as 72 hours.
  - Excludes weekends (for analysing scenarios 2 and 3). E.g. Friday 21/11/2015 and Monday 24/11/2015 counted as 48 hours, Tuesday 25/11/2015 counted as 72 hours.



### Summary of Observations

- Total potential structuring activity identified by scenario:

Scenarios	Include Weekend	Exclude Weekend
Scenario 1 (24hr period)	46	46
Scenario 2 (48 hr period)	8	8
Scenario 3 (72hr period)	2	2
<b>Total</b>	<b>56</b>	<b>56</b>

- Total potential structuring activity distributed by calendar year:

	2013	2014	2015	2016	2017	2018	2019	Total
<b>Include Weekend</b>	3	15	15	15	6	1	1	<b>56</b>
<b>Exclude Weekend</b>	3	15	15	16	5	1	1	<b>56</b>

- Crown has completed an exercise of matching all cash deposit transactions from bank statements to an extract from SYCO of TA raised. We note from a review of Crown's analysis that transactions were processed into SYCO in two ways:
  - As a single transaction (i.e. one bank deposit to one SYCO TA); or
  - As an aggregated transaction (i.e. many bank deposit to one SYCO TA).

As a large number of the deposits were entered into SYCO as a single transaction (scenario one above), our analysis could not be directly reconciled to Crown's analysis of SYCO aggregation.

- A total of 30 individual patrons were identified in the potential structured transactions.
- 1.31% of total cash deposits were assessed as forming a part of potential structuring. The 1.31% was calculated as a percentage of total potential structured amounts from our analysis (\$2,141,620) over total cash deposits (\$163,521,875).
- 0.13% of total credits were assessed as forming a part of potential structuring. The 0.13% was calculated as a percentage of total potential structured amounts from our analysis (\$2,141,620) over total credits excluding interest earned on the account (\$1,650,151,618).

### Exclusions and Limitations


The following limitations should be considered in the context of our work:

- We relied on the Cage documents, named "TA" files, provided by Crown to identify how transactions were allocated to patrons, particularly for transactions which did not include any patron reference numbers in the narration of bank statements. 13 potential structuring instances identified have not been verified against Cage documents; this is currently a work in progress due to limited physical access to Crown offices as a result of COVID-19 and the Cage documents to be verified remain in Crown's archives. As only 13 potential structuring instances are yet to be verified against Cage documents, we do not believe there will be significant implications to the final report.
- We relied on the narrations contained within the bank statements to assign patron IDs; patron IDs were not validated against actual persons. We also did not validate whether the deposit has been correctly allocated to a patron if a patron ID was recorded in the bank statement.
- As bank statement data does not state the specific time transactions were made, we used the date of transaction as a 24hr period, i.e. one calendar day as a 24hr period.



**1.1 Scenario 1 - Two or more cash deposits of <\$10,000 each, totalling \$10,000 or more in a 24hr period**

Bank	Transaction Date	Flag No.	Patron ID	Transaction Type	Included in Crown Internal Investigation	Credits
CBA	19/11/2013	1	[REDACTED]	[REDACTED]		\$8,500.00
CBA	19/11/2013		[REDACTED]	[REDACTED]		\$8,000.00
CBA	19/11/2013		[REDACTED]	[REDACTED]		\$8,500.00
CBA	19/11/2013		[REDACTED]	[REDACTED]		\$7,800.00
CBA	19/11/2013		[REDACTED]	[REDACTED]		\$8,200.00
CBA	19/11/2013		[REDACTED]	[REDACTED]		\$7,500.00
CBA	19/11/2013		[REDACTED]	[REDACTED]		\$7,000.00
CBA	19/11/2013		[REDACTED]	[REDACTED]		\$7,000.00
CBA	19/11/2013		[REDACTED]	[REDACTED]		\$7,500.00
CBA	19/11/2013		[REDACTED]	[REDACTED]		\$5,000.00
CBA	27/11/2013	2	[REDACTED]	[REDACTED]		\$6,300.00
CBA	27/11/2013		[REDACTED]	[REDACTED]		\$8,400.00
CBA	27/11/2013		[REDACTED]	[REDACTED]		\$6,700.00
CBA	27/11/2013		[REDACTED]	[REDACTED]		\$6,300.00
CBA	27/11/2013		[REDACTED]	[REDACTED]		\$7,800.00
CBA	27/11/2013		[REDACTED]	[REDACTED]		\$7,500.00
CBA	27/11/2013		[REDACTED]	[REDACTED]		\$7,000.00
CBA	28/11/2013	3	[REDACTED]	[REDACTED]		\$8,350.00
CBA	28/11/2013		[REDACTED]	[REDACTED]		\$7,650.00
CBA	28/11/2013		[REDACTED]	[REDACTED]		\$6,400.00
CBA	28/11/2013		[REDACTED]	[REDACTED]		\$7,190.00
CBA	28/11/2013		[REDACTED]	[REDACTED]		\$7,300.00
CBA	28/11/2013		[REDACTED]	[REDACTED]		\$7,000.00
CBA	28/11/2013		[REDACTED]	[REDACTED]		\$6,500.00
CBA	28/11/2013		[REDACTED]	[REDACTED]		\$6,800.00
CBA	11/01/2014	4	[REDACTED]	[REDACTED]		\$7,000.00
CBA	11/01/2014		[REDACTED]	[REDACTED]		\$9,000.00
CBA	11/01/2014		[REDACTED]	[REDACTED]		\$8,000.00
CBA	11/01/2014		[REDACTED]	[REDACTED]		\$5,000.00
CBA	11/01/2014		[REDACTED]	Cash Dep Branch Pagewood	Y	\$8,500.00
CBA	11/01/2014		[REDACTED]	Cash Dep Branch Pagewood	Y	\$7,500.00
CBA	11/01/2014		[REDACTED]	[REDACTED]		\$8,000.00
CBA	13/01/2014	5	[REDACTED]	[REDACTED]		\$7,000.00
CBA	13/01/2014		[REDACTED]	[REDACTED]		\$6,500.00
CBA	13/01/2014		[REDACTED]	[REDACTED]		\$8,500.00

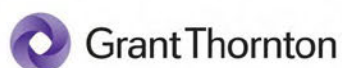


Bank	Transaction Date	Flag No.	Patron ID	Transaction Type	Included in Crown Internal Investigation	Credits
CBA	13/01/2014				Y	\$9,000.00
CBA	13/01/2014				Y	\$8,000.00
CBA	13/01/2014				Y	\$8,800.00
	13/01/2014				Y	\$8,200.00
CBA	13/01/2014				Y	\$7,900.00
CBA	13/01/2014				Y	\$8,400.00
CBA	13/01/2014				Y	\$8,600.00
CBA	13/01/2014				Y	\$7,400.00
CBA	13/01/2014				Y	\$9,000.00
CBA	13/01/2014				Y	\$7,500.00
CBA	13/01/2014				Y	\$8,700.00
	13/01/2014				Y	\$8,500.00
CBA	13/01/2014				Y	\$9,200.00
CBA	13/01/2014				Y	\$8,000.00
CBA	13/01/2014				Y	\$7,800.00
CBA	3/03/2014	6			Y	\$7,750.00
CBA	3/03/2014				Y	\$7,550.00
CBA	3/03/2014				Y	\$8,500.00
CBA	3/03/2014				Y	\$7,400.00
CBA	3/03/2014				Y	\$7,250.00
CBA	3/03/2014				Y	\$7,600.00
CBA	3/03/2014				Y	\$7,200.00
CBA	3/03/2014				Y	\$6,700.00
CBA	3/03/2014				Y	\$6,500.00
CBA	3/03/2014				Y	\$8,000.00
CBA	3/03/2014				Y	\$6,700.00
CBA	3/03/2014				Y	\$7,000.00
CBA	3/03/2014				Y	\$7,450.00
CBA	3/03/2014				Y	\$8,300.00
CBA	3/03/2014				Y	\$6,100.00
CBA	4/03/2014	7			Y	\$7,750.00
CBA	4/03/2014				Y	\$8,250.00
CBA	4/03/2014				Y	\$9,000.00
CBA	4/03/2014				Y	\$7,400.00
CBA	4/03/2014				Y	\$7,900.00
CBA	4/03/2014				Y	\$7,650.00
CBA	4/03/2014				Y	\$7,350.00
CBA	4/03/2014				Y	\$8,300.00
CBA	4/03/2014				Y	\$7,600.00
CBA	4/03/2014				Y	\$8,000.00



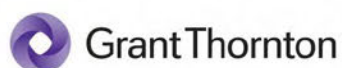


Bank	Transaction Date	Flag No.	Patron ID	Transaction Type	Included in Crown Internal Investigation	Credits
CBA	4/03/2014		[REDACTED]	Cash Dep Branch Wentworthville [REDACTED]	Y	\$8,150.00
CBA	5/03/2014	8	[REDACTED]	Cash Dep Branch St James 1 [REDACTED]	Y	\$7,100.00
CBA	5/03/2014		[REDACTED]	Cash Dep Branch L & C Sts Syd [REDACTED]	Y	\$6,700.00
CBA	5/03/2014		[REDACTED]	Cash Dep Branch 48MartinPl Syd [REDACTED]	Y	\$8,850.00
CBA	25/03/2014	9	[REDACTED]	Cash Dep Branch Wynyard [REDACTED]	Y	\$8,000.00
CBA	25/03/2014		[REDACTED]	Cash Dep Branch St James [REDACTED]	Y	\$7,000.00
CBA	25/03/2014		[REDACTED]	Cash Dep Branch Prk&C'reagh Syd [REDACTED]	Y*	\$8,000.00
CBA	25/03/2014		[REDACTED]	Cash Dep Branch Prk&C'reagh Syd [REDACTED]	Y	\$8,006.00
CBA	25/03/2014		[REDACTED]	Cash Dep Branch Town Hall Syd [REDACTED]	Y	\$5,600.00
CBA	30/05/2014	10	[REDACTED]	Cash Dep Branch Chinatown 2 [REDACTED]	Y	\$9,600.00
CBA	30/05/2014		[REDACTED]	Cash Dep Branch L & C Sts Syd [REDACTED]	Y	\$9,600.00
CBA	30/05/2014		[REDACTED]	Cash Dep Branch St James [REDACTED]	Y	\$9,800.00
CBA	30/05/2014		[REDACTED]	Cash Dep Branch Town Hall Syd [REDACTED]	Y	\$9,700.00
CBA	30/05/2014		[REDACTED]	Cash Dep Branch Haymarket [REDACTED]	Y	\$9,800.00
CBA	30/05/2014	11	[REDACTED]	Cash Dep Branch L & C Sts Syd [REDACTED]	Y	\$9,700.00
CBA	30/05/2014		[REDACTED]	Cash Dep Branch Prk&C'reagh Syd [REDACTED]	Y	\$9,500.00
CBA	30/05/2014		[REDACTED]	Cash Dep Branch [REDACTED]	Y	\$9,700.00
CBA	30/05/2014		[REDACTED]	Cash Dep Branch Haymarket C [REDACTED]	Y	\$9,800.00
CBA	24/07/2014	12	[REDACTED]	Cash Dep Branch Grge & Mrkt Syd [REDACTED]	Y	\$9,000.00
CBA	24/07/2014		[REDACTED]	Cash Dep Branch Town Ha [REDACTED]	Y	\$6,120.00
CBA	24/07/2014		[REDACTED]	Cash Dep Branch Prk&C'reagh Syd [REDACTED]	Y	\$5,000.00
CBA	4/08/2014	13	[REDACTED]	Cash Dep Branch East Perth [REDACTED]	Y	\$5,400.00
CBA	4/08/2014		[REDACTED]	Cash Dep Branch Belmont [REDACTED]	Y	\$4,400.00
CBA	16/10/2014	14	[REDACTED]	Cash Dep Branch Booragoon [REDACTED]	Y	\$6,500.00
CBA	16/10/2014		[REDACTED]	Cash Dep Branch Fremantle [REDACTED]	Y	\$3,500.00
CBA	26/11/2014	15	[REDACTED]	Cash Dep Branch Morley [REDACTED]	Y	\$5,000.00
CBA	26/11/2014		[REDACTED]	Cash Dep Branch Morley [REDACTED]	Y	\$4,500.00
CBA	26/11/2014		[REDACTED]	Cash Dep Branch M&F Perth [REDACTED]	Y	\$5,400.00
CBA	4/12/2014	16	[REDACTED]	Cash Dep Branch 240 Queen Br [REDACTED]	Y	\$5,600.00

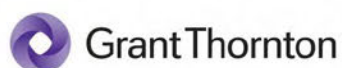


Bank	Transaction Date	Flag No.	Patron ID	Transaction Type	Included in Crown Internal Investigation	Credits
CBA	4/12/2014		[REDACTED]	Cash Dep Branch King George Sq [REDACTED]	Y	\$5,000.00
CBA	14/05/2015	17	[REDACTED]	Cash Dep Branch Blacktown [REDACTED]	Y	\$5,000.00
CBA	14/05/2015		[REDACTED]	Cash Dep Branch Blacktown [REDACTED]	Y	\$5,000.00
CBA	10/06/2015	18	[REDACTED]	Cash Dep Branch 150 St Georges 1 [REDACTED]	Y	\$7,000.00
CBA	10/06/2015		[REDACTED]	Cash Dep Branch Barrack Perth [REDACTED]	Y	\$6,000.00
CBA	10/06/2015		[REDACTED]	Cash Dep Branch East Perth [REDACTED]	Y	\$7,000.00
CBA	24/06/2015	19	[REDACTED]	Cash Dep Branch Prk&C'reagh Syd [REDACTED]	Y	\$7,077.00
CBA	24/06/2015		[REDACTED]	Cash Dep Branch Prk&C'reagh Syd [REDACTED]	Y	\$7,077.00
CBA	24/06/2015		[REDACTED]	Cash Dep Branch Prk&C'reagh Syd [REDACTED]	Y	\$7,077.00
CBA	24/06/2015		[REDACTED]	Cash Dep Branch L & C Sts Syd [REDACTED]	Y	\$9,000.00
CBA	24/06/2015		[REDACTED]	Cash Dep Branch Haymarket [REDACTED]	Y	\$9,000.00
CBA	24/06/2015	20	[REDACTED]	Cash Dep Branch St James [REDACTED]	Y	\$8,000.00
CBA	24/06/2015		[REDACTED]	Cash Dep Branch Chinatown [REDACTED]	Y	\$7,000.00
CBA	29/06/2015	21	[REDACTED]	Cash Dep Branch Kilkenny [REDACTED]	Y	\$9,950.00
CBA	29/06/2015		[REDACTED]	Cash Dep Branch Kilkenny [REDACTED]	Y	\$9,950.00
CBA	29/06/2015		[REDACTED]	Cash Dep Branch Kilkenny [REDACTED]	Y	\$9,950.00
CBA	29/06/2015		[REDACTED]	Cash Dep Branch Kilkenny [REDACTED]	Y	\$9,950.00
CBA	30/06/2015	22	[REDACTED]	Cash Dep Branch Grge & Mrkt Syd [REDACTED]	Y	\$9,000.00
CBA	30/06/2015		[REDACTED]	Cash Dep Branch Prk&C'reagh Syd [REDACTED]	Y	\$3,000.00
CBA	2/07/2015	23	[REDACTED]	Cash Dep Branch Wynyard [REDACTED]	Y	\$8,000.00
CBA	2/07/2015		[REDACTED]	Cash Dep Branch 48MartinPl Syd [REDACTED]	Y	\$7,703.00
CBA	23/09/2015	24	[REDACTED]	Cash Dep Branch W'field Lvrpool [REDACTED]	Y	\$9,800.00
CBA	23/09/2015		[REDACTED]	Cash Dep Branch Liverpool 1 [REDACTED]	Y	\$9,800.00
CBA	23/09/2015		[REDACTED]	Cash Dep Branch Merrylands 9 ref [REDACTED]	Y	\$9,800.00
CBA	23/09/2015		[REDACTED]	Cash Dep Branch W'field P'matta [REDACTED]	Y	\$9,400.00
CBA	23/09/2015		[REDACTED]	Cash Dep Branch Parramatta [REDACTED]	Y	\$9,800.00
CBA	23/09/2015		[REDACTED]	Cash Dep Branch Lidcombe [REDACTED]	Y	\$4,900.00
CBA	27/10/2015	25	[REDACTED]	Cash Dep Branch Cairns [REDACTED]	Y	\$7,000.00
CBA	27/10/2015		[REDACTED]	Cash Dep Branch Cairns [REDACTED]	Y	\$8,000.00
CBA	6/11/2015	26	[REDACTED]	Cash Dep Branch Burwood 2 [REDACTED]	Y	\$9,000.00
CBA	6/11/2015		[REDACTED]	Cash Dep Branch Ashfield 2 [REDACTED]	Y	\$6,000.00





Bank	Transaction Date	Flag No.	Patron ID	Transaction Type	Included in Crown Internal Investigation	Credits
CBA	6/11/2015			Cash Dep Branch Cntro Bankstown 1	Y	\$6,000.00
CBA	23/12/2015	27		Cash Dep Branch Town Hall Syd	Y	\$5,900.00
CBA	23/12/2015			Cash Dep Branch Hornsby	Y	\$9,000.00
CBA	14/03/2016	28		Cash Dep Branch Elz&Foveaux Syd	Y	\$9,000.00
CBA	14/03/2016			Cash Dep Branch Chinatown	Y	\$8,500.00
CBA	14/03/2016			Cash Dep Branch Haymarket	Y	\$9,500.00
CBA	14/03/2016			Cash Dep Branch	Y	\$8,000.00
CBA	14/03/2016			Cash Dep Branch Town Hall Syd	Y	\$7,000.00
CBA	17/03/2016	29		Cash Dep Branch Haymarket	Y	\$6,400.00
CBA	17/03/2016			Cash Dep Branch Grge & Mrkt Syd	Y	\$9,200.00
CBA	17/03/2016			Cash Dep Branch Chinatown	Y	\$9,000.00
CBA	17/03/2016			Cash Dep Branch King&Clrnce Syd	Y	\$9,800.00
CBA	17/03/2016			Cash Dep Branch St James	Y	\$9,500.00
CBA	17/03/2016			Cash Dep Branch Wynyard	Y	\$8,600.00
CBA	9/06/2016	30		Cash Dep Branch Redfern	Y	\$7,500.00
CBA	9/06/2016			Cash Dep Branch Burwood	Y	\$7,500.00
CBA	9/06/2016			Cash Dep Branch L & C Sts Syd	Y	\$7,500.00
CBA	9/06/2016			Cash Dep Branch Elz&Foveaux Syd	Y	\$7,500.00
CBA	9/06/2016			Cash Dep Branch Strathfield	Y	\$7,500.00
CBA	9/06/2016			Cash Dep Branch Haymarket	Y	\$7,500.00
CBA	9/06/2016			Cash Dep Branch 06 2004	Y	\$7,500.00
CBA	9/06/2016			Cash Dep Branch 06 2759	Y	\$7,500.00
CBA	9/06/2016			Cash Dep Branch Town Hall Syd	Y	\$7,500.00
CBA	9/06/2016			Cash Dep Branch Wynyard	Y	\$7,500.00
CBA	9/06/2016			Cash Dep Branch Newtown	Y	\$7,500.00
CBA	9/06/2016			Cash Dep Branch Summer Hill	Y	\$7,500.00
CBA	9/06/2016			Cash Dep Branch Petersham	Y	\$7,500.00
CBA	9/06/2016			Cash Dep Branch Ashfield	Y	\$7,500.00
CBA	9/06/2016			Cash Dep Branch 116 Burwood Rd	Y	\$7,500.00
CBA	10/06/2016	31		Cash Dep Branch King&Clrnce Syd	Y	\$7,500.00
CBA	10/06/2016			Cash Dep Branch Broadway	Y	\$7,500.00
CBA	10/06/2016			Cash Dep Branch Eastwood	Y	\$7,500.00
CBA	10/06/2016			Cash Dep Branch West Ryde	Y	\$7,500.00
CBA	10/06/2016			Cash Dep Branch Epping	Y	\$7,500.00
CBA	10/06/2016			Cash Dep Branch Beecroft	Y	\$7,500.00
CBA	10/06/2016			Cash Dep Branch Hornsby	Y	\$7,500.00
CBA	10/06/2016			Cash Dep Branch Wahroonga	Y	\$7,500.00



Bank	Transaction Date	Flag No.	Patron ID	Transaction Type	Included in Crown Internal Investigation	Credits
CBA	14/06/2016	32		Cash Dep Branch Redfern	Y	\$7,500.00
CBA	14/06/2016			Cash Dep Branch L & C Sts Syd	Y	\$7,500.00
CBA	14/06/2016			Cash Dep Branch Elz&Foveaux Syd	Y	\$7,500.00
CBA	14/06/2016			Cash Dep Branch Haymarket	Y	\$7,500.00
CBA	14/06/2016			Cash Dep Branch 06 2004	Y	\$7,500.00
CBA	14/06/2016			Cash Dep Branch Grge & Mrkt Syd	Y	\$7,500.00
CBA	14/06/2016			Cash Dep Branch 06 2759	Y	\$7,500.00
CBA	14/06/2016			Cash Dep Branch Town Hall Syd	Y	\$7,500.00
CBA	14/06/2016			Cash Dep Branch Wynyard	Y	\$7,500.00
CBA	14/06/2016			Cash Dep Branch Newtown	Y	\$7,500.00
CBA	14/06/2016			Cash Dep Branch Petersham	Y	\$7,500.00
CBA	14/06/2016			Cash Dep Branch Ashfield	Y	\$7,500.00
CBA	14/06/2016			Cash Dep Branch King&Clmce Syd	Y	\$7,500.00
CBA	14/06/2016			Cash Dep Branch Broadway	Y	\$7,500.00
CBA	15/06/2016	33		Cash Dep Branch 116 Burwood Rd	Y	\$7,500.00
CBA	15/06/2016			Cash Dep Branch Epping	Y	\$7,500.00
CBA	15/06/2016			Cash Dep Branch Hornsby	Y	\$7,500.00
CBA	17/06/2016	34		Cash Dep Branch Redfern	Y	\$8,000.00
CBA	17/06/2016			Cash Dep Branch Burwood	Y	\$8,000.00
CBA	17/06/2016			Cash Dep Branch L & C Sts Syd	Y	\$8,000.00
CBA	17/06/2016			Cash Dep Branch Prk&C'reagh Syd	Y	\$8,000.00
CBA	17/06/2016			Cash Dep Branch Elz&Foveaux Syd	Y	\$8,000.00
CBA	17/06/2016			Cash Dep Branch Strathfield	Y	\$8,000.00
CBA	17/06/2016			Cash Dep Branch Haymarket	Y	\$8,000.00
CBA	17/06/2016			Cash Dep Branch 06 2004	Y	\$8,000.00
CBA	17/06/2016			Cash Dep Branch Grge & Mrkt Syd	Y	\$8,000.00
CBA	17/06/2016			Cash Dep Branch 06 2759	Y	\$8,000.00
CBA	17/06/2016			Cash Dep Branch Wynyard	Y	\$8,000.00
CBA	17/06/2016			Cash Dep Branch Newtown	Y	\$8,000.00
CBA	17/06/2016			Cash Dep Branch Summer Hill	Y	\$8,000.00
CBA	17/06/2016			Cash Dep Branch Petersham	Y	\$8,000.00
CBA	17/06/2016			Cash Dep Branch Ashfield	Y	\$8,000.00
CBA	17/06/2016			Cash Dep Branch 116 Burwood Rd	Y	\$8,000.00
CBA	17/06/2016			Cash Dep Branch King&Clmce Syd	Y	\$8,000.00
CBA	17/06/2016			Cash Dep Branch Broadway	Y	\$8,000.00
CBA	17/06/2016			Cash Dep Branch Eastwood	Y	\$8,000.00
CBA	17/06/2016			Cash Dep Branch West Ryde	Y	\$8,000.00
CBA	17/06/2016			Cash Dep Branch Epping	Y	\$8,000.00
CBA	17/06/2016			Cash Dep Branch Beecroft	Y	\$8,000.00
CBA	17/06/2016			Cash Dep Branch Hornsby	Y	\$8,000.00
CBA	17/06/2016			Cash Dep Branch Town Hall Syd 1	Y	\$8,000.00
CBA	17/06/2016			Cash Dep Branch 48MartinPl Syd	Y	\$8,000.00

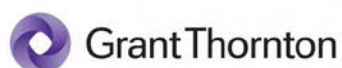




Bank	Transaction Date	Flag No.	Patron ID	Transaction Type	Included in Crown Internal Investigation	Credits
CBA	20/06/2016	35		Cash Dep Branch Redfern	Y	\$8,500.00
CBA	20/06/2016			Cash Dep Branch Burwood	Y	\$8,500.00
CBA	20/06/2016			Cash Dep Branch Elz&Foveaux Syd	Y	\$8,500.00
CBA	20/06/2016			Cash Dep Branch Strathfield	Y	\$8,500.00
CBA	20/06/2016			Cash Dep Branch Haymarket	Y	\$8,500.00
CBA	20/06/2016			Cash Dep Branch Town Hall Syd	Y	\$6,500.00
CBA	20/06/2016			Cash Dep Branch Newtown	Y	\$8,500.00
CBA	20/06/2016			Cash Dep Branch Summer Hill	Y	\$8,500.00
CBA	20/06/2016			Cash Dep Branch Ashfield	Y	\$8,500.00
CBA	20/06/2016			Cash Dep Branch 116 Burwood Rd	Y	\$8,500.00
CBA	20/06/2016			Cash Dep Branch Eastwood	Y	\$8,500.00
CBA	20/06/2016			Cash Dep Branch West Ryde	Y	\$8,500.00
CBA	24/06/2016	36		Cash Dep Branch Redfern	Y	\$8,500.00
CBA	24/06/2016			Cash Dep Branch Burwood	Y	\$8,500.00
CBA	24/06/2016			Cash Dep Branch L & C Sts Syd	Y	\$8,500.00
CBA	24/06/2016			Cash Dep Branch Prk&C'reagh Syd	Y	\$8,500.00
CBA	24/06/2016			Cash Dep Branch Elz&Foveaux Syd	Y	\$8,500.00
CBA	24/06/2016			Cash Dep Branch Strathfield	Y	\$8,500.00
CBA	24/06/2016			Cash Dep Branch Haymarket	Y	\$8,500.00
CBA	24/06/2016			Cash Dep Branch Grge & Mrkt Syd	Y	\$8,500.00
CBA	24/06/2016			Cash Dep Branch 06 2759	Y	\$8,500.00
CBA	24/06/2016			Cash Dep Branch Town Hall Syd	Y	\$8,500.00
CBA	24/06/2016			Cash Dep Branch Wynyard	Y	\$8,500.00
CBA	24/06/2016			Cash Dep Branch 116 Burwood Rd	Y	\$8,500.00
CBA	24/06/2016			Cash Dep Branch 48MartinPl Syd	Y	\$8,500.00
CBA	5/08/2016	37		Cash Dep Branch Greensborough	Y	\$8,000.00
CBA	5/08/2016			Cash Dep Branch Bundoora	Y	\$8,000.00
CBA	5/08/2016	38		Cash Dep Branch Diamond Creek	Y	\$8,000.00
CBA	5/08/2016			Cash Dep Branch Greensborough	Y	\$8,025.00
CBA	5/08/2016	39		Cash Dep Branch Diamond Creek	Y	\$7,500.00
CBA	5/08/2016			Cash Dep Branch Bundoora	Y	\$7,850.00
	14/06/2017	40		Cash Dep Branch Strathfield	Y	\$8,000.00
	14/06/2017			Cash Dep Branch Strathfield	Y	\$5,000.00
CBA	13/07/2017	41		Cash Dep Branch Regents Park 99 ng sing	Y	\$9,500.00



Bank	Transaction Date	Flag No.	Patron ID	Transaction Type	Included in Crown Internal Investigation	Credits
CBA	13/07/2017					\$7,500.00
CBA	13/07/2017					\$9,500.00
CBA	13/07/2017					\$9,500.00
CBA	13/07/2017					\$5,000.00
CBA	13/07/2017					\$4,500.00
CBA	13/07/2017					\$7,500.00
CBA	13/07/2017					\$9,500.00
CBA	13/07/2017					\$9,500.00
CBA	13/07/2017					\$9,500.00
CBA	13/07/2017					\$9,500.00
CBA	13/07/2017					\$9,500.00
CBA	13/07/2017					\$9,500.00
CBA	13/07/2017					\$9,500.00
CBA	13/07/2017					\$9,500.00
CBA	13/07/2017					\$5,000.00
CBA	13/07/2017					\$1,500.00
CBA	13/07/2017					\$5,000.00
CBA	13/07/2017					\$5,000.00
CBA	13/07/2017					\$9,500.00
CBA	13/07/2017					\$4,000.00
CBA	12/09/2017	42				\$9,970.00
CBA	12/09/2017					\$520.00
CBA	13/09/2017	43				\$6,000.00
CBA	13/09/2017					\$8,000.00
CBA	15/09/2017	44				\$9,550.00
CBA	15/09/2017					\$250.00
CBA	15/09/2017					\$5,120.00
CBA	15/09/2017					\$7,000.00
CBA	15/09/2017					\$4,785.00
CBA	13/07/2018	45				\$9,000.00
CBA	13/07/2018					\$4,000.00
CBA	18/04/2019	46				\$6,000.00

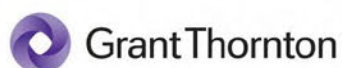


Bank	Transaction Date	Flag No.	Patron ID	Transaction Type	Included in Crown Internal Investigation	Credits
CBA	18/04/2019				Y	\$9,000.00
CBA	18/04/2019				Y	\$9,500.00

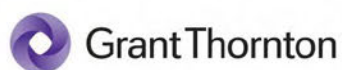
**1.2 Scenario 2 - Two or more cash deposits of <\$10,000 each, totalling \$10,000 or more in a 48hr period [Include Weekend]**

Bank	Transaction Date	Flag No.	Patron ID	Transaction Type	Included in Crown's Internal Investigation	Credits
CBA	3/03/2014	1			Y	\$7,750.00
CBA	3/03/2014				Y	\$7,550.00
CBA	3/03/2014				Y	\$8,500.00
CBA	3/03/2014				Y	\$7,400.00
CBA	3/03/2014				Y	\$7,250.00
CBA	3/03/2014				Y	\$7,600.00
CBA	3/03/2014				Y	\$7,200.00
CBA	3/03/2014				Y	\$6,700.00
CBA	3/03/2014				Y	\$6,500.00
CBA	3/03/2014				Y	\$8,000.00
CBA	3/03/2014				Y	\$6,700.00
CBA	3/03/2014				Y	\$7,000.00
CBA	3/03/2014				Y	\$7,450.00
CBA	3/03/2014				Y	\$8,300.00
CBA	3/03/2014				Y	\$6,100.00
CBA	4/03/2014				Y	\$7,750.00
CBA	4/03/2014				Y	\$8,250.00
CBA	4/03/2014				Y	\$9,000.00
CBA	4/03/2014				Y	\$7,400.00
CBA	4/03/2014				Y	\$7,900.00
CBA	4/03/2014				Y	\$7,650.00
CBA	4/03/2014				Y	\$7,350.00
CBA	4/03/2014				Y	\$8,300.00
CBA	4/03/2014				Y	\$7,600.00
CBA	4/03/2014				Y	\$8,000.00
CBA	4/03/2014				Y	\$8,150.00
CBA	20/05/2015	2			Y	\$7,583.00
CBA	21/05/2015				Y	\$7,583.50
CBA	22/09/2015	3			Y	\$9,500.00
CBA	23/09/2015				Y	\$9,800.00
CBA	23/09/2015				Y	\$9,800.00
CBA	23/09/2015				Y	\$9,800.00
CBA	23/09/2015				Y	\$9,400.00

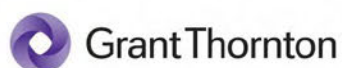




Bank	Transaction Date	Flag No.	Patron ID	Transaction Type	Included in Crown's Internal Investigation	Credits
CBA	23/09/2015				Y	\$9,800.00
CBA	23/09/2015				Y	\$4,900.00
CBA	10/11/2015	4			Y	\$6,000.00
CBA	11/11/2015				Y	\$6,000.00
CBA	11/11/2015				Y	\$6,000.00
CBA	14/03/2016	5			Y	\$9,000.00
CBA	14/03/2016				Y	\$8,500.00
CBA	14/03/2016				Y	\$9,500.00
CBA	14/03/2016				Y	\$8,000.00
CBA	14/03/2016				Y	\$7,000.00
CBA	15/03/2016				Y	\$8,000.00
CBA	9/06/2016	6		Cash Dep Branch Redfern	Y	\$7,500.00
CBA	9/06/2016			Cash Dep Branch Burwood	Y	\$7,500.00
CBA	9/06/2016			Cash Dep Branch L & C Sts Syd	Y	\$7,500.00
CBA	9/06/2016			Cash Dep Branch Elz&Foveaux Syd	Y	\$7,500.00
CBA	9/06/2016			Cash Dep Branch Strathfield	Y	\$7,500.00
CBA	9/06/2016			Cash Dep Branch Haymarket	Y	\$7,500.00
CBA	9/06/2016			Cash Dep Branch 06 2004	Y	\$7,500.00
CBA	9/06/2016			Cash Dep Branch 06 2759	Y	\$7,500.00
CBA	9/06/2016			Cash Dep Branch Town Hall Syd	Y	\$7,500.00
CBA	9/06/2016			Cash Dep Branch Wynyard	Y	\$7,500.00
CBA	9/06/2016			Cash Dep Branch Newtown	Y	\$7,500.00
CBA	9/06/2016			Cash Dep Branch Summer Hill	Y	\$7,500.00
CBA	9/06/2016			Cash Dep Branch Petersham	Y	\$7,500.00
CBA	9/06/2016			Cash Dep Branch Ashfield	Y	\$7,500.00
CBA	9/06/2016			Cash Dep Branch 116 Burwood Rd	Y	\$7,500.00
CBA	10/06/2016			Cash Dep Branch King&Clmce Syd	Y	\$7,500.00
CBA	10/06/2016			Cash Dep Branch Broadway	Y	\$7,500.00
CBA	10/06/2016			Cash Dep Branch Eastwood	Y	\$7,500.00
CBA	10/06/2016			Cash Dep Branch West Ryde	Y	\$7,500.00
CBA	10/06/2016			Cash Dep Branch Epping	Y	\$7,500.00
CBA	10/06/2016			Cash Dep Branch Beecroft	Y	\$7,500.00
CBA	10/06/2016			Cash Dep Branch Hornsby	Y	\$7,500.00
CBA	10/06/2016			Cash Dep Branch Wahroonga	Y	\$7,500.00
CBA	14/06/2016	7		Cash Dep Branch Redfern	Y	\$7,500.00
CBA	14/06/2016			Cash Dep Branch L & C Sts Syd	Y	\$7,500.00
CBA	14/06/2016			Cash Dep Branch Elz&Foveaux Syd	Y	\$7,500.00
CBA	14/06/2016			Cash Dep Branch Haymarket	Y	\$7,500.00
CBA	14/06/2016			Cash Dep Branch 06 2004	Y	\$7,500.00



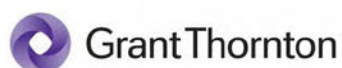
Bank	Transaction Date	Flag No.	Patron ID	Transaction Type	Included in Crown's Internal Investigation	Credits
CBA	14/06/2016			Cash Dep Branch Grge & Mrkt Syd	Y	\$7,500.00
CBA	14/06/2016			Cash Dep Branch 06 2759	Y	\$7,500.00
CBA	14/06/2016			Cash Dep Branch Town Hall Syd	Y	\$7,500.00
CBA	14/06/2016			Cash Dep Branch Wynyard	Y	\$7,500.00
CBA	14/06/2016			Cash Dep Branch Newtown	Y	\$7,500.00
CBA	14/06/2016			Cash Dep Branch Petersham	Y	\$7,500.00
CBA	14/06/2016			Cash Dep Branch Ashfield	Y	\$7,500.00
CBA	14/06/2016			Cash Dep Branch King&Clmce Syd	Y	\$7,500.00
CBA	14/06/2016			Cash Dep Branch Broadway	Y	\$7,500.00
CBA	15/06/2016			Cash Dep Branch 116 Burwood Rd	Y	\$7,500.00
CBA	15/06/2016			Cash Dep Branch Epping	Y	\$7,500.00
CBA	15/06/2016			Cash Dep Branch Hornsby	Y	\$7,500.00
CBA	12/09/2017	8			Y	\$9,970.00
CBA	12/09/2017				Y	\$520.00
CBA	13/09/2017				Y	\$6,000.00
CBA	13/09/2017				Y	\$8,000.00



### 1.3 Scenario 3 - Two or more cash deposits of <\$10,000 each, totalling \$10,000 or more in a 72hr period [ Include Weekend]

Bank	Transaction Date	Flag No.	Patron ID	Transaction Type	Included in Crown's Internal Investigation	Credits
CBA	3/03/2014	1				\$7,750.00
CBA	3/03/2014					\$7,550.00
CBA	3/03/2014					\$8,500.00
CBA	3/03/2014					\$7,400.00
CBA	3/03/2014					\$7,250.00
CBA	3/03/2014					\$7,600.00
CBA	3/03/2014					\$7,200.00
CBA	3/03/2014					\$6,700.00
CBA	3/03/2014					\$6,500.00
CBA	3/03/2014					\$8,000.00
CBA	3/03/2014					\$6,700.00
CBA	3/03/2014					\$7,000.00
CBA	3/03/2014					\$7,450.00
CBA	3/03/2014					\$8,300.00
CBA	3/03/2014					\$6,100.00
CBA	4/03/2014					\$7,750.00
CBA	4/03/2014					\$8,250.00
CBA	4/03/2014					\$9,000.00
CBA	4/03/2014					\$7,400.00
CBA	4/03/2014					\$7,900.00
CBA	4/03/2014					\$7,650.00
CBA	4/03/2014					\$7,350.00
CBA	4/03/2014					\$8,300.00
CBA	4/03/2014					\$7,600.00
CBA	4/03/2014					\$8,000.00
CBA	4/03/2014					\$8,150.00
CBA	5/03/2014					\$7,100.00
CBA	5/03/2014					\$6,700.00
CBA	5/03/2014					\$8,850.00
CBA	20/05/2015	2				\$7,583.00
CBA	21/05/2015					\$7,583.50
CBA	22/05/2015					\$7,583.50





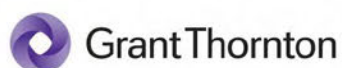
## 2.1 Scenario 2 - Two or more cash deposits of <\$10,000 each, totalling \$10,000 or more in a 48hr period [Exclude Weekend]

Bank	Transaction Date	Flag No.	Patron ID	Transaction Type	Included in Crown's Internal Investigation	Credits
CBA	3/03/2014	1			Y	\$7,750.00
CBA	3/03/2014				Y	\$7,550.00
CBA	3/03/2014				Y	\$8,500.00
CBA	3/03/2014				Y	\$7,400.00
CBA	3/03/2014				Y	\$7,250.00
CBA	3/03/2014				Y	\$7,600.00
CBA	3/03/2014				Y	\$7,200.00
CBA	3/03/2014				Y	\$6,700.00
CBA	3/03/2014				Y	\$6,500.00
CBA	3/03/2014				Y	\$8,000.00
CBA	3/03/2014				Y	\$6,700.00
CBA	3/03/2014				Y	\$7,000.00
CBA	3/03/2014				Y	\$7,450.00
CBA	3/03/2014				Y	\$8,300.00
CBA	3/03/2014				Y	\$6,100.00
CBA	4/03/2014				Y	\$7,750.00
CBA	4/03/2014				Y	\$8,250.00
CBA	4/03/2014				Y	\$9,000.00
CBA	4/03/2014				Y	\$7,400.00
CBA	4/03/2014				Y	\$7,900.00
CBA	4/03/2014				Y	\$7,650.00
CBA	4/03/2014				Y	\$7,350.00
CBA	4/03/2014				Y	\$8,300.00
CBA	4/03/2014				Y	\$7,600.00
CBA	4/03/2014				Y	\$8,000.00
CBA	4/03/2014				Y	\$8,150.00
CBA	20/05/2015	2			Y	\$7,583.00
CBA	21/05/2015				Y	\$7,583.50
CBA	22/09/2015	3			Y	\$9,500.00
CBA	23/09/2015				Y	\$9,800.00
CBA	23/09/2015				Y	\$9,800.00
CBA	23/09/2015				Y	\$9,800.00
CBA	23/09/2015				Y	\$9,400.00
CBA	23/09/2015				Y	\$9,800.00
CBA	23/09/2015				Y	\$4,900.00
CBA	10/11/2015	4			Y	\$6,000.00
CBA	11/11/2015				Y	\$6,000.00



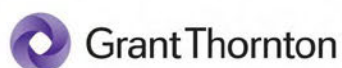
Bank	Transaction Date	Flag No.	Patron ID	Transaction Type	Included in Crown's Internal Investigation	Credits
CBA	14/03/2016	5			Y	\$9,000.00
CBA	14/03/2016				Y	\$8,500.00
CBA	14/03/2016				Y	\$9,500.00
CBA	14/03/2016				Y	\$8,000.00
CBA	14/03/2016				Y	\$7,000.00
CBA	15/03/2016				Y	\$8,000.00
CBA	9/06/2016	6		Cash Dep Branch Redfern	Y	\$7,500.00
CBA	9/06/2016			Cash Dep Branch Burwood	Y	\$7,500.00
CBA	9/06/2016			Cash Dep Branch L & C Sts Syd	Y	\$7,500.00
CBA	9/06/2016			Cash Dep Branch Elz&Foveaux Syd	Y	\$7,500.00
CBA	9/06/2016			Cash Dep Branch Strathfield	Y	\$7,500.00
CBA	9/06/2016			Cash Dep Branch Haymarket	Y	\$7,500.00
CBA	9/06/2016			Cash Dep Branch 06 2004	Y	\$7,500.00
CBA	9/06/2016			Cash Dep Branch 06 2759	Y	\$7,500.00
CBA	9/06/2016			Cash Dep Branch Town Hall Syd	Y	\$7,500.00
CBA	9/06/2016			Cash Dep Branch Wynyard	Y	\$7,500.00
CBA	9/06/2016			Cash Dep Branch Newtown	Y	\$7,500.00
CBA	9/06/2016			Cash Dep Branch Summer Hill	Y	\$7,500.00
CBA	9/06/2016			Cash Dep Branch Petersham	Y	\$7,500.00
CBA	9/06/2016			Cash Dep Branch Ashfield	Y	\$7,500.00
CBA	9/06/2016			Cash Dep Branch 116 Burwood Rd	Y	\$7,500.00
CBA	10/06/2016			Cash Dep Branch King&Clrnce Syd	Y	\$7,500.00
CBA	10/06/2016			Cash Dep Branch Broadway	Y	\$7,500.00
CBA	10/06/2016			Cash Dep Branch Eastwood	Y	\$7,500.00
CBA	10/06/2016			Cash Dep Branch West Ryde	Y	\$7,500.00
CBA	10/06/2016			Cash Dep Branch Epping	Y	\$7,500.00
CBA	10/06/2016			Cash Dep Branch Beecroft	Y	\$7,500.00
CBA	10/06/2016			Cash Dep Branch Hornsby	Y	\$7,500.00
CBA	10/06/2016			Cash Dep Branch Wahroonga	Y	\$7,500.00
CBA	14/06/2016	7		Cash Dep Branch Redfern	Y	\$7,500.00
CBA	14/06/2016			Cash Dep Branch L & C Sts Syd	Y	\$7,500.00
CBA	14/06/2016			Cash Dep Branch Elz&Foveaux Syd	Y	\$7,500.00
CBA	14/06/2016			Cash Dep Branch Haymarket	Y	\$7,500.00
CBA	14/06/2016			Cash Dep Branch 06 2004	Y	\$7,500.00
CBA	14/06/2016			Cash Dep Branch Grge & Mrkt Syd	Y	\$7,500.00
CBA	14/06/2016			Cash Dep Branch 06 2759	Y	\$7,500.00
CBA	14/06/2016			Cash Dep Branch Town Hall Syd	Y	\$7,500.00
CBA	14/06/2016			Cash Dep Branch Wynyard	Y	\$7,500.00
CBA	14/06/2016			Cash Dep Branch Newtown	Y	\$7,500.00
CBA	14/06/2016			Cash Dep Branch Petersham	Y	\$7,500.00
CBA	14/06/2016			Cash Dep Branch Ashfield	Y	\$7,500.00





Bank	Transaction Date	Flag No.	Patron ID	Transaction Type	Included in Crown's Internal Investigation	Credits
CBA	14/06/2016			Cash Dep Branch King&Clrnce Syd	Y	\$7,500.00
CBA	14/06/2016			Cash Dep Branch Broadway	Y	\$7,500.00
CBA	15/06/2016			Cash Dep Branch 116 Burwood Rd	Y	\$7,500.00
CBA	15/06/2016			Cash Dep Branch Epping	Y	\$7,500.00
CBA	15/06/2016			Cash Dep Branch Hornsby	Y	\$7,500.00
CBA	17/06/2016	8		Cash Dep Branch Redfern	Y	\$8,000.00
CBA	17/06/2016			Cash Dep Branch Burwood	Y	\$8,000.00
CBA	17/06/2016			Cash Dep Branch L & C Sts Syd	Y	\$8,000.00
CBA	17/06/2016			Cash Dep Branch Prk&C'reagh Syd	Y	\$8,000.00
CBA	17/06/2016			Cash Dep Branch Elz&Foveaux Syd	Y	\$8,000.00
CBA	17/06/2016			Cash Dep Branch Strathfield	Y	\$8,000.00
CBA	17/06/2016			Cash Dep Branch Haymarket	Y	\$8,000.00
CBA	17/06/2016			Cash Dep Branch 06 2004	Y	\$8,000.00
CBA	17/06/2016			Cash Dep Branch Grge & Mrkt Syd	Y	\$8,000.00
CBA	17/06/2016			Cash Dep Branch 06 2759	Y	\$8,000.00
CBA	17/06/2016			Cash Dep Branch Wynyard	Y	\$8,000.00
CBA	17/06/2016			Cash Dep Branch Newtown	Y	\$8,000.00
CBA	17/06/2016			Cash Dep Branch Summer Hill	Y	\$8,000.00
CBA	17/06/2016			Cash Dep Branch Petersham	Y	\$8,000.00
CBA	17/06/2016			Cash Dep Branch Ashfield	Y	\$8,000.00
CBA	17/06/2016			Cash Dep Branch 116 Burwood Rd	Y	\$8,000.00
CBA	17/06/2016			Cash Dep Branch King&Clrnce Syd	Y	\$8,000.00
CBA	17/06/2016			Cash Dep Branch Broadway	Y	\$8,000.00
CBA	17/06/2016			Cash Dep Branch Eastwood	Y	\$8,000.00
CBA	17/06/2016			Cash Dep Branch West Ryde	Y	\$8,000.00
CBA	17/06/2016			Cash Dep Branch Epping	Y	\$8,000.00
CBA	17/06/2016			Cash Dep Branch Beecroft	Y	\$8,000.00
CBA	17/06/2016			Cash Dep Branch Hornsby	Y	\$8,000.00
CBA	17/06/2016			Cash Dep Branch Town Hall Syd 1	Y	\$8,000.00
CBA	17/06/2016			Cash Dep Branch 48MartinPl Syd	Y	\$8,000.00
CBA	20/06/2016			Cash Dep Branch Redfern	Y	\$8,500.00
CBA	20/06/2016			Cash Dep Branch Burwood	Y	\$8,500.00
CBA	20/06/2016			Cash Dep Branch Elz&Foveaux Syd	Y	\$8,500.00
CBA	20/06/2016			Cash Dep Branch Strathfield	Y	\$8,500.00
CBA	20/06/2016			Cash Dep Branch Haymarket	Y	\$8,500.00
CBA	20/06/2016			Cash Dep Branch Town Hall Syd	Y	\$6,500.00
CBA	20/06/2016			Cash Dep Branch Newtown	Y	\$8,500.00
CBA	20/06/2016			Cash Dep Branch Summer Hill	Y	\$8,500.00
CBA	20/06/2016			Cash Dep Branch Ashfield	Y	\$8,500.00
CBA	20/06/2016			Cash Dep Branch 116 Burwood Rd	Y	\$8,500.00
CBA	20/06/2016			Cash Dep Branch Eastwood	Y	\$8,500.00
CBA	20/06/2016			Cash Dep Branch West Ryde	Y	\$8,500.00





## 2.2 Scenario 3 - Two or more cash deposits of <\$10,000 each, totalling \$10,000 or more in a 72hr period [Exclude Weekend]

Bank	Transaction Date	Flag No.	Patron ID	Transaction Type	Included in Crown's Internal Investigation	Credits
CBA	3/03/2014	1			Y	\$7,750.00
CBA	3/03/2014				Y	\$7,550.00
CBA	3/03/2014				Y	\$8,500.00
CBA	3/03/2014				Y	\$7,400.00
CBA	3/03/2014				Y	\$7,250.00
CBA	3/03/2014				Y	\$7,600.00
CBA	3/03/2014				Y	\$7,200.00
CBA	3/03/2014				Y	\$6,700.00
CBA	3/03/2014				Y	\$6,500.00
CBA	3/03/2014				Y	\$8,000.00
CBA	3/03/2014				Y	\$6,700.00
CBA	3/03/2014				Y	\$7,000.00
CBA	3/03/2014				Y	\$7,450.00
CBA	3/03/2014				Y	\$8,300.00
CBA	3/03/2014				Y	\$6,100.00
CBA	4/03/2014				Y	\$7,750.00
CBA	4/03/2014				Y	\$8,250.00
CBA	4/03/2014				Y	\$9,000.00
CBA	4/03/2014				Y	\$7,400.00
CBA	4/03/2014				Y	\$7,900.00
CBA	4/03/2014				Y	\$7,650.00
CBA	4/03/2014				Y	\$7,350.00
CBA	4/03/2014				Y	\$8,300.00
CBA	4/03/2014				Y	\$7,600.00
CBA	4/03/2014				Y	\$8,000.00
CBA	4/03/2014				Y	\$8,150.00
CBA	5/03/2014				Y	\$7,100.00
CBA	5/03/2014				Y	\$6,700.00
CBA	5/03/2014				Y	\$8,850.00
CBA	20/05/2015	2		Cash Dep Branch Werribee MOHAMED	Y	\$7,583.00
CBA	21/05/2015			Cash Dep Branch Fawkner 1010	Y	\$7,583.50
CBA	22/05/2015			Cash Dep Branch Werribee	Y	\$7,583.50