



## Crown Resorts Limited

### Forensic Data Analysis for Crown Resorts Limited (“Crown”)

#### Riverbank Investment Pty Ltd - Final Report

#### Background

Minter Ellison is acting for Crown Resorts Limited (Crown) in relation to the current Independent Liquor & Gaming Authority Inquiry. Grant Thornton has been engaged by Minter Ellison and Crown to assist with forensic data analysis of statements for two of Crown’s bank accounts held in the names of Riverbank Investments Pty Ltd and Southbank Investments Pty Ltd for the period July 2013 to December 2019 (“bank statement data”). Our work has been undertaken for the purpose of Minter Ellison providing legal advice to Crown Resort Limited.

Our work involved advice and agreement on parameters from Minter Ellison and Crown’s anti-money laundering and counter terrorism financing (AML/CTF) advisors, Initialism.

This report outlines our results from analysis of cash deposits <\$10,000 for bank accounts held in the names of Riverbank Investments Pty Ltd.

#### Work Completed to Date:

- Identified and agreed on the scope of documentation to be reviewed. Bank statements within scope for phase 1 of work as follows:

Entity	Bank	Period	Number of Bank Statements Received
Riverbank Investments Pty Ltd	ANZ	Jul 2013-Jul 2014	10
	CBA	Mar 2014-Dec 2019	28

- Review and understand the internal investigation previously completed by Crown, including methodology and outcome.
- Conversion and cleansing of bank statement data within scope into a usable format to enable an effective and efficient method of analysis.
- Defined and agreed parameters for identifying potential “structuring” with Initialism based on value of transactions, timing of transactions, and nature of transactions. The parameters applied to the data are as follows:

#### Scenarios Considered for Analysis

- |   |
|---|
| 1. Two or more cash deposits of <\$10,000 each, totalling \$10,000 or more in a 24hr period |
| 2. Two or more cash deposits of <\$10,000 each, totalling \$10,000 or more in a 48hr period |
| 3. Two or more cash deposits of <\$10,000 each, totalling \$10,000 or more in a 72hr period |

- Developed model for analysis over bank statement data against the agreed parameters. Outcomes from our analysis is included in the following pages.

#### Items to Note:

Please note the following in relation to the results outlined below:

- As we could not confirm whether all bank branches processed cash deposits on weekends, we used two models of analysis:
  - Includes weekends (for analysing scenarios 1, 2 and 3). E.g. Friday 21/11/2015 and Saturday 22/11/2015 counted as 48 hours, Sunday 23/11/2015 counted as 72 hours.
  - Excludes weekends (for analysing scenarios 2 and 3). E.g. Friday 21/11/2015 and Monday 24/11/2015 counted as 48 hours, Tuesday 25/11/2015 counted as 72 hours.



### Summary of Observations

- Total potential structuring activity identified by scenario:

Scenarios	Include Weekend	Exclude Weekend
<b>Scenario 1 (24hr period)</b>	95	95
<b>Scenario 2 (48 hr period)</b>	17	19
<b>Scenario 3 (72hr period)</b>	2	3
<b>Total</b>	<b>114</b>	<b>117</b>

- Total potential structuring activity distributed by calendar year:

	2013	2014	2015	2016	2017	2018	2019	Total
<b>Include Weekend</b>	56	32	19	6	1	0	0	<b>114</b>
<b>Exclude Weekend</b>	56	33	21	6	1	0	0	<b>117</b>

Note: The 84 instances of threshold transactions identified by Crown were based on how the transactions were consolidated into SYCO, whereas our review considered one instance of a threshold transaction as based on the 3 scenarios outlined above. For example, Crown has assessed 13 cash deposits for the benefit of a single patron (*ID 20166961*) between 21/05/2015 to 27/05/2015 as one instance of potential structuring activity. Our analysis captures this bundle of transactions as multiple potential structuring instances under the 24hr, 48hr and 72hr periods assessed:

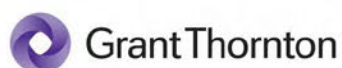
- Multiple deposits <\$10,000 on 21/05/2015 totalling \$10,000 or more considered as one instance (scenario 1)
  - Multiple deposits <\$10,000 on 22/05/2015 totalling \$10,000 or more considered as one instance (scenario 1)
  - Multiple deposits <\$10,000 on 23/05/2015 totalling \$10,000 or more considered as one instance (scenario 1)
  - Multiple deposits <\$10,000 on 21/05/2015 and 22/05/2015 totalling \$10,000 or more considered as one instance (scenario 2)
  - Multiple deposits <\$10,000 on 21/05/2015, 22/05/2015 and 23/05/2015 totalling \$10,000 or more considered as one instance (scenario 3)
- No other potential structuring was identified compared to Crown's analysis, however, we did identify one transaction which was not included in an aggregation (ID 212387 on 14/02/2014).
- A total of 52 individual patrons were identified in the potential structured transactions.
- 19% of total cash deposits were assessed as forming a part of potential structuring. The 19% was calculated as a percentage of total potential structured amounts from our analysis (\$3,298,666) over total cash deposits (ANZ \$3,679,009 and CBA \$13,641,073).
- 1.39% of total credits were assessed as forming a part of potential structuring. The 1.38% was calculated as a percentage of total potential structured amounts from our analysis (\$3,298,666) over total credits excluding interest earned on the accounts (ANZ \$46,407,784 and CBA \$191,537,731).



### Exclusions and Limitations

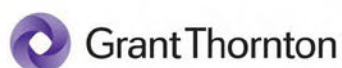
The following limitations should be considered in the context of our work:

- We relied on the Cage documents, named "TA" files, provided by Crown to identify how transactions were allocated to patrons, particularly for transactions which did not include any patron reference numbers in the narration of bank statements.
- We relied on the narrations contained within the bank statements to assign patron IDs; patron IDs were not validated against actual persons. We also did not validate whether the deposit has been correctly allocated to a patron if a patron ID was recorded in the bank statement.
- As bank statement data does not state the specific time transactions were made, we used the date of transaction as a 24hr period, i.e. one calendar day as a 24hr period.
- Transaction type 'AGT' in ANZ transactions have been assessed as cash transactions in our review. We are seeking final confirmation from ANZ on whether transaction type 'AGT' is in fact cash transactions.

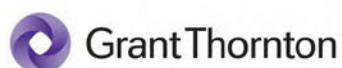


### 1.1 Scenario 1 - Two or more cash deposits of <\$10,000 each, totalling \$10,000 or more in a 24hr period

Bank	Transaction Date	Flag No.	Patron ID	Transaction Type	Included in Crown Internal Investigation	Credits
ANZ	25/07/2013	1			✓	\$7,335.00
ANZ	25/07/2013				✓	\$9,500.00
ANZ	16/08/2013	2			✓	\$6,000.00
ANZ	16/08/2013				✓	\$4,000.00
ANZ	19/08/2013	3			✓	\$9,650.00
ANZ	19/08/2013				✓	\$9,400.00
ANZ	19/08/2013				✓	\$9,850.00
ANZ	19/08/2013				✓	\$9,700.00
ANZ	19/08/2013				✓	\$8,000.00
ANZ	19/08/2013				✓	\$9,500.00
ANZ	19/08/2013				✓	\$8,550.00
ANZ	19/08/2013				✓	\$9,000.00
ANZ	19/08/2013				✓	\$8,300.00
ANZ	19/08/2013				✓	\$8,850.00
ANZ	19/08/2013				✓	\$9,200.00
ANZ	20/08/2013	4			✓	\$9,250.00
ANZ	20/08/2013				✓	\$9,800.00
ANZ	20/08/2013				✓	\$9,450.00
ANZ	20/08/2013				✓	\$9,600.00
ANZ	20/08/2013				✓	\$9,400.00
ANZ	20/08/2013				✓	\$9,013.00
ANZ	20/08/2013				✓	\$9,650.00
ANZ	20/08/2013				✓	\$9,400.00
ANZ	20/08/2013				✓	\$9,500.00
ANZ	20/08/2013				✓	\$9,100.00
ANZ	20/08/2013				✓	\$8,200.00
ANZ	20/08/2013				✓	\$9,800.00
ANZ	20/08/2013				✓	\$8,800.00
ANZ	20/08/2013				✓	\$9,800.00
ANZ	20/08/2013				✓	\$8,400.00
ANZ	20/08/2013				✓	\$8,800.00
ANZ	20/08/2013				✓	\$8,950.00
ANZ	20/08/2013				✓	\$8,650.00
ANZ	21/08/2013	5			✓	\$9,600.00
ANZ	21/08/2013				✓	\$9,850.00



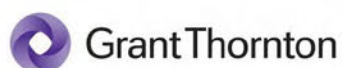
Bank	Transaction Date	Flag No.	Patron ID	Transaction Type	Included in Crown Internal Investigation	Credits
ANZ	21/08/2013				Y	\$9,200.00
ANZ	21/08/2013				Y	\$9,700.00
ANZ	21/08/2013				Y	\$9,750.00
ANZ	21/08/2013				Y	\$9,550.00
ANZ	21/08/2013				Y	\$8,900.00
ANZ	21/08/2013				Y	\$9,250.00
ANZ	22/08/2013	6			Y	\$9,750.00
ANZ	22/08/2013				Y	\$9,050.00
ANZ	22/08/2013				Y	\$8,145.00
ANZ	22/08/2013				Y	\$9,150.00
ANZ	22/08/2013				Y	\$5,000.00
ANZ	22/08/2013				Y	\$9,200.00
ANZ	22/08/2013				Y	\$8,650.00
ANZ	23/08/2013	7			Y	\$8,000.00
ANZ	23/08/2013				Y	\$4,200.00
ANZ	23/08/2013				Y	\$8,550.00
ANZ	23/08/2013				Y	\$9,250.00
ANZ	23/08/2013	8			Y	\$9,500.00
ANZ	23/08/2013				Y	\$9,500.00
ANZ	23/08/2013				Y*	\$6,333.00
ANZ	27/08/2013	9			Y	\$9,944.00
ANZ	27/08/2013				Y	\$9,500.00
ANZ	27/08/2013				Y	\$9,800.00
ANZ	27/08/2013				Y	\$9,200.00
ANZ	27/08/2013				Y	\$9,600.00
ANZ	27/08/2013	10			Y	\$9,200.00
ANZ	27/08/2013				Y	\$9,500.00
ANZ	27/08/2013				Y	\$9,800.00
ANZ	28/08/2013	11			Y	\$7,500.00
ANZ	28/08/2013				Y	\$9,852.00
ANZ	5/09/2013	12			Y	\$6,000.00
ANZ	5/09/2013				Y	\$4,000.00
ANZ	16/09/2013	13			Y	\$8,800.00
ANZ	16/09/2013				Y	\$8,550.00
ANZ	16/09/2013				Y	\$8,368.00



Bank	Transaction Date	Flag No.	Patron ID	Transaction Type	Included in Crown Internal Investigation	Credits
ANZ	16/09/2013				Y	\$8,050.00
ANZ	16/09/2013				Y	\$9,000.00
ANZ	16/09/2013				Y	\$9,500.00
ANZ	17/09/2013	14			Y	\$8,500.00
ANZ	17/09/2013				Y	\$8,000.00
ANZ	17/09/2013				Y	\$3,500.00
ANZ	17/09/2013	15			Y	\$9,000.00
ANZ	17/09/2013				Y	\$6,350.00
ANZ	17/09/2013				Y	\$9,650.00
ANZ	20/09/2013	16			Y	\$4,000.00
ANZ	20/09/2013				Y	\$9,000.00
ANZ	20/09/2013				Y	\$8,500.00
ANZ	20/09/2013				Y	\$6,012.00
ANZ	20/09/2013	17			Y	\$8,000.00
ANZ	20/09/2013				Y	\$7,483.00
ANZ	20/09/2013				Y	\$7,000.00
ANZ	11/10/2013	18			Y	\$7,857.00
ANZ	11/10/2013				Y	\$9,000.00
ANZ	11/10/2013				Y	\$9,000.00
ANZ	11/10/2013				Y	\$9,000.00
ANZ	11/10/2013				Y	\$9,000.00
ANZ	11/10/2013				Y	\$9,000.00
ANZ	11/10/2013				Y	\$9,000.00
ANZ	11/10/2013				Y	\$9,000.00
ANZ	11/10/2013				Y	\$9,000.00
ANZ	25/10/2013	19			Y	\$6,500.00
ANZ	25/10/2013				Y	\$6,000.00
ANZ	25/10/2013				Y	\$6,500.00
ANZ	25/10/2013				Y	\$7,000.00
ANZ	25/10/2013				Y	\$8,500.00
ANZ	25/10/2013				Y	\$8,500.00
ANZ	25/10/2013				Y	\$6,191.00
ANZ	29/10/2013	20			Y	\$7,800.00
ANZ	29/10/2013				Y	\$9,200.00
ANZ	29/10/2013				Y	\$8,000.00

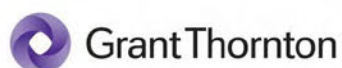


Bank	Transaction Date	Flag No.	Patron ID	Transaction Type	Included in Crown Internal Investigation	Credits
ANZ	29/10/2013				Y	\$8,000.00
ANZ	29/10/2013				Y	\$8,000.00
ANZ	29/10/2013				Y	\$9,000.00
ANZ	4/11/2013	21			Y	\$8,000.00
ANZ	4/11/2013				Y	\$6,161.00
ANZ	4/11/2013	22			Y	\$8,369.00
ANZ	4/11/2013				Y	\$8,000.00
ANZ	5/11/2013	23			Y	\$9,000.00
ANZ	5/11/2013				Y	\$8,773.00
ANZ	5/11/2013				Y	\$8,000.00
ANZ	8/11/2013	24			Y	\$5,000.00
ANZ	8/11/2013				Y	\$5,000.00
ANZ	14/11/2013	25			Y	\$8,000.00
	14/11/2013				Y	\$8,000.00
ANZ	14/11/2013				Y	\$6,957.00
ANZ	14/11/2013				Y	\$8,000.00
ANZ	14/11/2013				Y	\$8,000.00
	14/11/2013					\$8,000.00
ANZ	20/11/2013	26			Y	\$9,375.00
ANZ	20/11/2013				Y	\$9,375.00
ANZ	20/11/2013				Y	\$9,375.00
ANZ	20/11/2013				Y	\$9,375.00
ANZ	20/11/2013				Y	\$9,375.00
ANZ	20/11/2013				Y	\$9,375.00
ANZ	20/11/2013				Y	\$9,375.00
ANZ	20/11/2013				Y	\$9,375.00
ANZ	21/11/2013	27			Y	\$9,375.00
ANZ	21/11/2013				Y	\$9,375.00
ANZ	21/11/2013				Y	\$9,375.00
ANZ	21/11/2013				Y	\$9,375.00
ANZ	21/11/2013				Y	\$9,375.00
ANZ	21/11/2013				Y	\$9,375.00
ANZ	21/11/2013				Y	\$9,375.00
ANZ	21/11/2013				Y	\$9,375.00
ANZ	21/11/2013	28			Y	\$5,500.00
ANZ	21/11/2013				Y	\$7,500.00

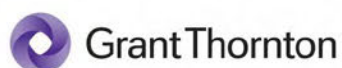


Bank	Transaction Date	Flag No.	Patron ID	Transaction Type	Included in Crown Internal Investigation	Credits
ANZ	21/11/2013				Y	\$5,000.00
ANZ	22/11/2013	29			Y	\$6,300.00
ANZ	22/11/2013				Y	\$8,200.00
ANZ	22/11/2013				Y	\$7,500.00
ANZ	22/11/2013	30			Y	\$8,006.00
ANZ	22/11/2013				Y	\$5,000.00
ANZ	25/11/2013	31			Y	\$6,000.00
ANZ	25/11/2013				Y	\$6,597.00
ANZ	25/11/2013				Y	\$5,000.00
ANZ	26/11/2013	32			Y	\$4,625.00
ANZ	26/11/2013				Y	\$9,000.00
ANZ	28/11/2013	33			Y	\$8,500.00
ANZ	28/11/2013				Y	\$8,000.00
ANZ	28/11/2013				Y	\$8,500.00
ANZ	29/11/2013	34			Y	\$8,500.00
ANZ	29/11/2013				Y	\$8,500.00
ANZ	29/11/2013				Y	\$8,000.00
ANZ	29/11/2013	35			Y	\$9,400.00
ANZ	29/11/2013				Y	\$9,000.00
ANZ	29/11/2013				Y	\$9,000.00
ANZ	29/11/2013				Y	\$9,000.00
ANZ	3/12/2013	36			Y	\$7,800.00
ANZ	3/12/2013				Y	\$6,800.00
ANZ	3/12/2013				Y	\$7,350.00
ANZ	3/12/2013				Y	\$8,000.00
ANZ	3/12/2013				Y	\$8,250.00
ANZ	3/12/2013				Y	\$6,545.00
ANZ	3/12/2013	37			Y	\$9,000.00
ANZ	3/12/2013				Y	\$9,000.00
ANZ	3/12/2013				Y	\$8,000.00
ANZ	3/12/2013				Y	\$8,000.00
ANZ	3/12/2013				Y	\$8,500.00
ANZ	3/12/2013				Y	\$8,000.00
ANZ	3/12/2013				Y	\$7,500.00
ANZ	3/12/2013				Y	\$9,000.00






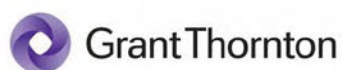
Bank	Transaction Date	Flag No.	Patron ID	Transaction Type	Included in Crown Internal Investigation	Credits
	3/12/2013				Y	\$8,000.00
	3/12/2013				Y	\$6,600.00
ANZ	3/12/2013				Y	\$6,000.00
ANZ	4/12/2013	38			Y	\$9,250.00
ANZ	4/12/2013				Y	\$9,550.00
ANZ	9/12/2013	39			Y	\$7,900.00
ANZ	9/12/2013				Y	\$7,600.00
ANZ	9/12/2013				Y	\$8,400.00
ANZ	9/12/2013				Y	\$8,750.00
ANZ	9/12/2013				Y	\$9,300.00
ANZ	9/12/2013				Y	\$8,050.00
ANZ	9/12/2013	40			Y	\$8,800.00
ANZ	9/12/2013				Y	\$8,500.00
ANZ	9/12/2013				Y	\$5,000.00
ANZ	9/12/2013				Y	\$5,725.00
ANZ	9/12/2013				Y	\$9,200.00
ANZ	11/12/2013	41			Y	\$9,300.00
ANZ	11/12/2013				Y	\$1,500.00
ANZ	11/12/2013				Y	\$9,200.00
ANZ	20/12/2013	42			Y	\$9,000.00
ANZ	20/12/2013				Y	\$9,000.00
ANZ	20/12/2013				Y	\$9,500.00
ANZ	20/12/2013				Y	\$9,000.00
ANZ	20/12/2013				Y	\$9,000.00
ANZ	20/12/2013				Y	\$9,000.00
ANZ	20/12/2013				Y	\$3,750.00
ANZ	20/12/2013				Y	\$9,500.00
ANZ	30/12/2013	43			Y	\$4,000.00
ANZ	30/12/2013				Y	\$7,750.00
ANZ	30/12/2013				Y	\$9,000.00
ANZ	30/12/2013				Y	\$9,000.00
ANZ	30/12/2013				Y	\$9,000.00
ANZ	30/12/2013				Y	\$9,000.00
ANZ	30/12/2013	44			Y	\$8,000.00
ANZ	30/12/2013				Y	\$7,151.00



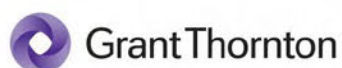
Bank	Transaction Date	Flag No.	Patron ID	Transaction Type	Included in Crown Internal Investigation	Credits
ANZ	2/01/2014	45			Y	\$9,000.00
ANZ	2/01/2014				Y	\$9,000.00
ANZ	2/01/2014				Y	\$8,310.00
ANZ	2/01/2014				Y	\$4,000.00
ANZ	2/01/2014				Y	\$9,000.00
ANZ	2/01/2014				Y	\$9,000.00
ANZ	6/01/2014	46			Y	\$9,000.00
ANZ	6/01/2014				Y	\$9,000.00
ANZ	6/01/2014				Y	\$8,500.00
ANZ	6/01/2014				Y	\$8,500.00
ANZ	6/01/2014				Y	\$7,500.00
ANZ	6/01/2014				Y	\$7,500.00
ANZ	9/01/2014	47			Y	\$9,500.00
ANZ	9/01/2014				Y	\$9,500.00
ANZ	9/01/2014				Y	\$9,500.00
ANZ	9/01/2014				Y	\$9,500.00
ANZ	10/01/2014	48			Y	\$8,000.00
ANZ	10/01/2014				Y	\$8,000.00
ANZ	10/01/2014				Y	\$8,000.00
ANZ	10/01/2014				Y	\$8,000.00
ANZ	10/01/2014				Y	\$7,580.00
ANZ	15/01/2014	49			Y	\$9,500.00
ANZ	15/01/2014				Y	\$9,500.00
ANZ	15/01/2014				Y	\$9,500.00
ANZ	15/01/2014				Y	\$9,500.00
ANZ	15/01/2014				Y	\$9,500.00
ANZ	16/01/2014	50			Y	\$5,000.00
ANZ	16/01/2014				Y	\$9,500.00
ANZ	16/01/2014				Y	\$9,500.00
ANZ	16/01/2014				Y	\$9,500.00
ANZ	16/01/2014				Y	\$9,500.00
ANZ	16/01/2014				Y	\$9,500.00
ANZ	20/01/2014	51			Y	\$8,000.00
ANZ	20/01/2014				Y	\$5,000.00
ANZ	20/01/2014				Y	\$4,500.00
ANZ	20/01/2014				Y	\$8,920.00
ANZ	21/01/2014	52			Y	\$9,500.00



Bank	Transaction Date	Flag No.	Patron ID	Transaction Type	Included in Crown Internal Investigation	Credits
ANZ	21/01/2014				Y	\$9,500.00
ANZ	21/01/2014				Y	\$7,455.00
ANZ	21/01/2014				Y	\$9,500.00
ANZ	21/01/2014				Y	\$9,500.00
ANZ	21/01/2014	53			Y	\$6,550.00
ANZ	21/01/2014				Y	\$8,600.00
ANZ	21/01/2014				Y	\$8,850.00
ANZ	23/01/2014	54			Y	\$9,500.00
ANZ	23/01/2014				Y	\$9,500.00
ANZ	23/01/2014				Y	\$9,500.00
ANZ	23/01/2014				Y	\$9,500.00
ANZ	23/01/2014				Y	\$9,500.00
ANZ	28/01/2014	55			Y	\$9,000.00
ANZ	28/01/2014				Y	\$9,000.00
ANZ	28/01/2014				Y	\$9,000.00
ANZ	28/01/2014				Y	\$7,500.00
ANZ	28/01/2014				Y	\$9,000.00
ANZ	28/01/2014				Y	\$9,000.00
ANZ	4/02/2014	56			Y	\$9,500.00
ANZ	4/02/2014				Y	\$9,500.00
ANZ	4/02/2014				Y	\$9,746.00
ANZ	4/02/2014				Y	\$9,500.00
ANZ	4/02/2014				Y	\$9,500.00
ANZ	4/02/2014				Y	\$9,000.00
ANZ	4/02/2014				Y	\$9,500.00
ANZ	4/02/2014				Y	\$9,000.00
ANZ	4/02/2014				Y	\$9,500.00
ANZ	14/02/2014	57			Y	\$9,500.00
ANZ	14/02/2014				Y	\$9,800.00
ANZ	14/02/2014				Y	\$9,500.00
ANZ	14/02/2014				Y	\$9,500.00
ANZ	14/02/2014				Y	\$9,500.00
ANZ	14/02/2014				Y	\$9,500.00
ANZ	14/02/2014				Y	\$9,500.00
ANZ	14/02/2014				Y	\$9,500.00
ANZ	14/02/2014				Y	\$5,075.00
ANZ	14/02/2014				Y	\$9,500.00
ANZ	14/02/2014				Y	\$9,500.00



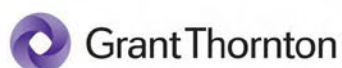
Bank	Transaction Date	Flag No.	Patron ID	Transaction Type	Included in Crown Internal Investigation	Credits
ANZ	14/02/2014				Y	\$6,000.00
ANZ	14/02/2014				N	\$850.00
ANZ	21/02/2014	58			Y	\$8,000.00
ANZ	21/02/2014				Y	\$9,000.00
ANZ	21/02/2014				Y	\$6,000.00
ANZ	27/02/2014	59			Y	\$7,900.00
ANZ	27/02/2014				Y	\$8,200.00
ANZ	27/02/2014				Y	\$8,250.00
ANZ	27/02/2014				Y	\$8,300.00
ANZ	27/02/2014				Y	\$8,500.00
ANZ	27/02/2014				Y	\$7,500.00
ANZ	28/02/2014	60			Y	\$8,000.00
ANZ	28/02/2014				Y	\$6,850.00
ANZ	28/02/2014				Y	\$8,750.00
ANZ	28/02/2014				Y	\$8,400.00
ANZ	28/02/2014				Y	\$8,800.00
ANZ	28/02/2014				Y	\$7,000.00
ANZ	28/02/2014				Y	\$7,750.00
ANZ	28/02/2014				Y	\$6,500.00
ANZ	28/02/2014				Y	\$7,700.00
ANZ	28/02/2014				Y	\$8,150.00
ANZ	28/02/2014				Y	\$8,050.00
ANZ	28/02/2014				Y	\$7,400.00
ANZ	28/02/2014				Y	\$8,000.00
ANZ	28/02/2014	61			Y	\$5,000.00
ANZ	28/02/2014				Y	\$5,000.00
ANZ	4/03/2014	62			Y	\$6,700.00
ANZ	4/03/2014				Y	\$6,300.00
ANZ	4/03/2014				Y	\$7,000.00
ANZ	7/03/2014	63			Y	\$5,000.00
ANZ	7/03/2014				Y	\$5,000.00
ANZ	7/03/2014	64			Y	\$9,000.00
ANZ	7/03/2014				Y	\$8,000.00
ANZ	10/03/2014	65			Y	\$7,000.00
ANZ	10/03/2014				Y	\$8,200.00



Bank	Transaction Date	Flag No.	Patron ID	Transaction Type	Included in Crown Internal Investigation	Credits
ANZ	10/03/2014				Y	\$8,500.00
ANZ	10/03/2014				Y	\$8,800.00
ANZ	10/03/2014				Y	\$7,500.00
ANZ	10/03/2014				Y	\$8,000.00
ANZ	10/03/2014				Y	\$6,000.00
ANZ	10/03/2014				Y	\$9,000.00
CBA	29/05/2014	66			Y	\$9,800.00
CBA	29/05/2014				Y	\$9,800.00
CBA	29/05/2014				Y	\$1,000.00
CBA	29/05/2014				Y	\$9,800.00
CBA	29/05/2014				Y	\$9,800.00
CBA	29/05/2014				Y	\$2,050.00
CBA	10/06/2014	67			Y	\$8,000.00
CBA	10/06/2014				Y	\$7,000.00
CBA	10/06/2014				Y	\$6,500.00
CBA	4/08/2014	68			Y	\$5,000.00
CBA	4/08/2014				Y	\$6,450.00
CBA	15/08/2014	69			Y	\$7,981.00
CBA	15/08/2014				Y	\$7,000.00
CBA	15/08/2014				Y	\$6,000.00
CBA	15/08/2014				Y	\$7,000.00
CBA	1/09/2014	70			Y	\$7,000.00
CBA	1/09/2014				Y	\$8,000.00
CBA	21/10/2014	71			Y	\$7,500.00
CBA	21/10/2014				Y	\$7,500.00
CBA	21/10/2014				Y	\$7,500.00
CBA	21/10/2014				Y	\$9,600.00
CBA	21/10/2014				Y	\$7,500.00
CBA	21/10/2014				Y	\$9,000.00
CBA	21/10/2014				Y	\$9,200.00
CBA	21/10/2014				Y	\$9,400.00
CBA	21/10/2014				Y	\$6,500.00



Bank	Transaction Date	Flag No.	Patron ID	Transaction Type	Included in Crown Internal Investigation	Credits
CBA	21/10/2014				✓	\$8,500.00
CBA	21/10/2014				✓	\$9,300.00
CBA	21/10/2014				✓	\$8,500.00
CBA	17/03/2015	72			✓	\$5,000.00
CBA	17/03/2015				✓	\$5,000.00
CBA	19/03/2015	73			✓	\$5,000.00
CBA	19/03/2015				✓	\$5,000.00
CBA	24/03/2015	74			✓	\$5,200.00
CBA	24/03/2015				✓	\$4,800.00
CBA	10/04/2015	75			✓	\$5,000.00
CBA	10/04/2015				✓	\$5,000.00
CBA	21/05/2015	76			✓	\$9,308.00
CBA	21/05/2015				✓	\$9,002.00
CBA	22/05/2015	77			✓	\$8,902.00
CBA	22/05/2015				✓	\$9,398.00
CBA	22/05/2015				✓	\$9,007.00
CBA	25/05/2015	78			✓	\$8,833.00
CBA	25/05/2015				✓	\$7,590.00
CBA	25/05/2015				✓	\$2.00
CBA	26/05/2015	79			✓	\$7,098.00
CBA	26/05/2015				✓	\$6,280.50
CBA	26/05/2015				✓	\$9,302.00
CBA	27/05/2015	80			✓	\$7,368.75
CBA	27/05/2015				✓	\$7,638.75
CBA	15/06/2015	81			✓	\$7,477.00



Bank	Transaction Date	Flag No.	Patron ID	Transaction Type	Included in Crown Internal Investigation	Credits
CBA	15/06/2015				Y	\$7,500.00
CBA	30/06/2015	82			Y	\$8,000.00
CBA	30/06/2015				Y	\$7,000.00
CBA	30/06/2015				Y	\$5,000.00
CBA	10/07/2015	83			Y	\$4,500.00
CBA	10/07/2015				Y	\$5,500.00
CBA	15/07/2015	84			Y	\$5,000.00
CBA	15/07/2015				Y	\$5,000.00
CBA	15/07/2015	85			Y	\$9,000.00
CBA	15/07/2015				Y	\$9,000.00
CBA	15/07/2015				Y	\$2,000.00
CBA	21/08/2015	86			Y	\$5,000.00
CBA	21/08/2015				Y	\$5,000.00
CBA	8/09/2015	87			Y	\$9,500.00
CBA	8/09/2015				Y	\$9,500.00
CBA	28/09/2015	88			Y	\$5,000.00
CBA	28/09/2015				Y	\$5,000.00
CBA	26/02/2016	89			Y	\$6,000.00
CBA	26/02/2016				Y	\$6,530.00
CBA	4/03/2016	90			Y	\$5,000.00
CBA	4/03/2016				Y	\$5,000.00
CBA	11/05/2016	91		Cash Dep Branch Chester Hill	Y	\$9,000.00
CBA	11/05/2016			Cash Dep Branch Guildford	Y	\$9,000.00
CBA	11/05/2016			Cash Dep Branch Merrylands	Y	\$7,000.00
CBA	14/07/2016	92		Cash Dep Branch Burwood	Y	\$9,000.00
CBA	14/07/2016			Cash Dep Branch Flemington Mkts	Y	\$8,000.00
CBA	14/07/2016			Cash Dep Branch Syd Olympic Prk	Y	\$9,000.00
CBA	14/07/2016			Cash Dep Branch Concord	Y	\$8,000.00



Bank	Transaction Date	Flag No.	Patron ID	Transaction Type	Included in Crown Internal Investigation	Credits
CBA	14/07/2016		[REDACTED]	Cash Dep Branch Five Dock	Y	\$8,000.00
CBA	22/09/2016	93	[REDACTED]	Cash Dep Branch Guildford	Y	\$5,000.00
CBA	22/09/2016		[REDACTED]	Cash Dep Branch Chester Hill	Y	\$5,000.00
CBA	25/10/2016	94	[REDACTED]	Cash Dep Branch L & C Sts Syd	Y	\$5,030.00
CBA	25/10/2016		[REDACTED]	Cash Dep Branch Haymarket [REDACTED]	Y	\$5,000.00
CBA	5/07/2017	95	[REDACTED]	Cash Dep Branch Hadfield	Y	\$9,000.00
CBA	5/07/2017		[REDACTED]	Cash Dep Branch Broadmeadows	Y	\$6,890.00

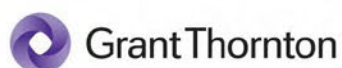





**1.2 Scenario 2 - Two or more cash deposits of <\$10,000 each, totalling \$10,000 or more in a 48hr period [Include Weekend]**

Bank	Transaction Date	Flag No.	Patron ID	Transaction Type	Included in Crown Internal Investigation	Credits
ANZ	20/08/2013	1			Y	\$9,250.00
ANZ	20/08/2013				Y	\$9,800.00
ANZ	20/08/2013				Y	\$9,450.00
ANZ	20/08/2013				Y	\$9,600.00
ANZ	20/08/2013				Y	\$9,400.00
ANZ	20/08/2013				Y	\$9,013.00
ANZ	20/08/2013				Y	\$9,650.00
ANZ	20/08/2013				Y	\$9,400.00
ANZ	20/08/2013				Y	\$9,500.00
ANZ	20/08/2013				Y	\$9,100.00
ANZ	20/08/2013				Y	\$8,200.00
ANZ	20/08/2013				Y	\$9,800.00
ANZ	20/08/2013				Y	\$8,800.00
ANZ	20/08/2013				Y	\$9,800.00
ANZ	20/08/2013				Y	\$8,400.00
ANZ	20/08/2013				Y	\$8,800.00
ANZ	20/08/2013				Y	\$8,950.00
ANZ	20/08/2013				Y	\$8,650.00
ANZ	21/08/2013				Y	\$9,600.00
ANZ	21/08/2013				Y	\$9,850.00
ANZ	21/08/2013				Y	\$9,200.00
ANZ	21/08/2013				Y	\$9,700.00
ANZ	21/08/2013				Y	\$9,750.00
ANZ	21/08/2013				Y	\$9,550.00
ANZ	21/08/2013				Y	\$8,900.00
ANZ	21/08/2013				Y	\$9,250.00
ANZ	21/08/2013	2			Y	\$9,600.00
ANZ	21/08/2013				Y	\$9,850.00
ANZ	21/08/2013				Y	\$9,200.00
ANZ	21/08/2013				Y	\$9,700.00
ANZ	21/08/2013				Y	\$9,750.00
ANZ	21/08/2013				Y	\$9,550.00
ANZ	21/08/2013				Y	\$8,900.00
ANZ	21/08/2013				Y	\$9,250.00
ANZ	22/08/2013				Y	\$9,750.00
ANZ	22/08/2013				Y	\$9,050.00
ANZ	22/08/2013				Y	\$8,145.00
ANZ	22/08/2013				Y	\$9,150.00







Bank	Transaction Date	Flag No.	Patron ID	Transaction Type	Included in Crown Internal Investigation	Credits
ANZ	20/11/2013				Y	\$9,375.00
ANZ	21/11/2013				Y	\$9,375.00
ANZ	21/11/2013				Y	\$9,375.00
ANZ	21/11/2013				Y	\$9,375.00
ANZ	21/11/2013				Y	\$9,375.00
ANZ	21/11/2013				Y	\$9,375.00
ANZ	21/11/2013				Y	\$9,375.00
ANZ	21/11/2013				Y	\$9,375.00
ANZ	21/11/2013				Y	\$9,375.00
ANZ	21/11/2013				Y	\$9,375.00
ANZ	21/11/2013	8			Y	\$5,500.00
ANZ	21/11/2013				Y	\$7,500.00
ANZ	21/11/2013				Y	\$5,000.00
ANZ	22/11/2013				Y	\$6,000.00
ANZ	28/11/2013	9			Y	\$8,500.00
ANZ	28/11/2013				Y	\$8,000.00
ANZ	28/11/2013				Y	\$8,500.00
ANZ	29/11/2013				Y	\$8,500.00
ANZ	29/11/2013				Y	\$8,500.00
ANZ	29/11/2013				Y	\$8,000.00
ANZ	3/12/2013	10			Y	\$7,800.00
ANZ	3/12/2013				Y	\$6,800.00
ANZ	3/12/2013				Y	\$7,350.00
ANZ	3/12/2013				Y	\$8,000.00
ANZ	3/12/2013				Y	\$8,250.00
ANZ	4/12/2013				Y	\$9,250.00
ANZ	4/12/2013				Y	\$9,550.00
ANZ	9/01/2014	11			Y	\$9,500.00
ANZ	9/01/2014				Y	\$9,500.00
ANZ	9/01/2014				Y	\$9,500.00
ANZ	9/01/2014				Y	\$9,500.00
ANZ	10/01/2014				Y	\$8,000.00
ANZ	10/01/2014				Y	\$8,000.00
ANZ	10/01/2014				Y	\$8,000.00
ANZ	10/01/2014				Y	\$8,000.00
ANZ	10/01/2014				Y	\$7,580.00
ANZ	15/01/2014	12			Y	\$9,500.00
ANZ	15/01/2014				Y	\$9,500.00
ANZ	15/01/2014				Y	\$9,500.00



Bank	Transaction Date	Flag No.	Patron ID	Transaction Type	Included in Crown Internal Investigation	Credits
ANZ	15/01/2014				Y	\$9,500.00
ANZ	15/01/2014				Y	\$9,500.00
ANZ	16/01/2014				Y	\$5,000.00
ANZ	16/01/2014				Y	\$9,500.00
ANZ	16/01/2014				Y	\$9,500.00
ANZ	16/01/2014				Y	\$9,500.00
ANZ	16/01/2014				Y	\$9,500.00
ANZ	16/01/2014				Y	\$9,500.00
ANZ	20/01/2014	13			Y	\$8,000.00
ANZ	20/01/2014				Y	\$5,000.00
ANZ	20/01/2014				Y	\$4,500.00
ANZ	20/01/2014				Y	\$8,920.00
ANZ	21/01/2014				Y	\$8,600.00
ANZ	21/01/2014				Y	\$6,550.00
ANZ	21/01/2014				Y	\$8,850.00
ANZ	27/02/2014	14			Y	\$7,900.00
ANZ	27/02/2014				Y	\$8,200.00
ANZ	27/02/2014				Y	\$8,250.00
ANZ	27/02/2014				Y	\$8,300.00
ANZ	27/02/2014				Y	\$8,500.00
ANZ	27/02/2014				Y	\$7,500.00
ANZ	28/02/2014				Y	\$8,000.00
ANZ	28/02/2014				Y	\$6,850.00
ANZ	28/02/2014				Y	\$8,750.00
ANZ	28/02/2014				Y	\$8,400.00
ANZ	28/02/2014				Y	\$8,800.00
ANZ	28/02/2014				Y	\$7,000.00
ANZ	28/02/2014				Y	\$7,750.00
ANZ	28/02/2014				Y	\$6,500.00
ANZ	28/02/2014				Y	\$7,700.00
ANZ	28/02/2014				Y	\$8,150.00
ANZ	28/02/2014				Y	\$8,050.00
ANZ	28/02/2014				Y	\$7,400.00
ANZ	28/02/2014				Y	\$8,000.00
CBA	29/05/2014	15			Y	\$9,800.00
CBA	29/05/2014				Y	\$9,800.00
CBA	29/05/2014				Y	\$1,000.00
CBA	29/05/2014				Y	\$9,800.00




Bank	Transaction Date	Flag No.	Patron ID	Transaction Type	Included in Crown Internal Investigation	Credits
CBA	29/05/2014				Y	\$9,800.00
CBA	29/05/2014				Y	\$2,050.00
CBA	30/05/2014				Y	\$7,750.00
CBA	21/05/2015	16			Y	\$9,308.00
CBA	21/05/2015				Y	\$9,002.00
CBA	22/05/2015				Y	\$8,902.00
CBA	22/05/2015				Y	\$9,398.00
CBA	22/05/2015				Y	\$9,007.00
CBA	25/05/2015	17			Y	\$8,833.00
CBA	25/05/2015				Y	\$7,590.00
CBA	25/05/2015				Y	\$2.00
CBA	26/05/2015				Y	\$7,098.00
CBA	26/05/2015				Y	\$6,280.50
CBA	26/05/2015				Y	\$9,302.00

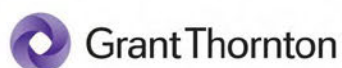


**1.3 Scenario 3 - Two or more cash deposits of <\$10,000 each, totalling \$10,000 or more in a 72hr period [ Include Weekend]**

Bank	Transaction Date	Flag No.	Patron ID	Transaction Type	Included in Crown Internal Investigation	Credits
ANZ	20/08/2013	1			Y	\$9,250.00
ANZ	20/08/2013				Y	\$9,800.00
ANZ	20/08/2013				Y	\$9,450.00
ANZ	20/08/2013				Y	\$9,600.00
ANZ	20/08/2013				Y	\$9,400.00
ANZ	20/08/2013				Y	\$9,013.00
ANZ	20/08/2013				Y	\$9,650.00
ANZ	20/08/2013				Y	\$9,400.00
ANZ	20/08/2013				Y	\$9,500.00
ANZ	20/08/2013				Y	\$9,100.00
ANZ	20/08/2013				Y	\$8,200.00
ANZ	20/08/2013				Y	\$9,800.00
ANZ	20/08/2013				Y	\$8,800.00
ANZ	20/08/2013				Y	\$9,800.00
ANZ	20/08/2013				Y	\$8,400.00
ANZ	20/08/2013				Y	\$8,800.00
ANZ	20/08/2013				Y	\$8,950.00
ANZ	20/08/2013				Y	\$8,650.00
ANZ	21/08/2013				Y	\$9,600.00
ANZ	21/08/2013				Y	\$9,850.00
ANZ	21/08/2013				Y	\$9,200.00
ANZ	21/08/2013				Y	\$9,700.00
ANZ	21/08/2013				Y	\$9,750.00
ANZ	21/08/2013				Y	\$9,550.00
ANZ	21/08/2013				Y	\$8,900.00
ANZ	21/08/2013				Y	\$9,250.00
ANZ	22/08/2013				Y	\$9,750.00
ANZ	22/08/2013				Y	\$9,050.00
ANZ	22/08/2013				Y	\$8,145.00
ANZ	22/08/2013				Y	\$9,150.00
ANZ	22/08/2013				Y	\$5,000.00
ANZ	22/08/2013				Y	\$9,200.00
ANZ	22/08/2013				Y	\$8,650.00
ANZ	21/08/2013	2			Y	\$9,600.00
ANZ	21/08/2013				Y	\$9,850.00
ANZ	21/08/2013				Y	\$9,200.00
ANZ	21/08/2013				Y	\$9,700.00
ANZ	21/08/2013				Y	\$9,750.00
ANZ	21/08/2013				Y	\$9,550.00



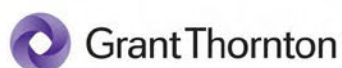
ANZ	21/08/2013	[REDACTED]	Y	\$8,900.00
ANZ	21/08/2013	[REDACTED]	Y	\$9,250.00
ANZ	22/08/2013	[REDACTED]	Y	\$9,750.00
ANZ	22/08/2013	[REDACTED]	Y	\$9,050.00
ANZ	22/08/2013	[REDACTED]	Y	\$8,145.00
ANZ	22/08/2013	[REDACTED]	Y	\$9,150.00
ANZ	22/08/2013	[REDACTED]	Y	\$5,000.00
ANZ	22/08/2013	[REDACTED]	Y	\$9,200.00
ANZ	22/08/2013	[REDACTED]	Y	\$8,650.00
ANZ	23/08/2013	[REDACTED]	Y	\$8,550.00
ANZ	23/08/2013	[REDACTED]	Y	\$8,000.00
ANZ	23/08/2013	[REDACTED]	Y	\$4,200.00
ANZ	23/08/2013	[REDACTED]	Y	\$9,250.00




## 2.1 Scenario 2 - Two or more cash deposits of <\$10,000 each, totalling \$10,000 or more in a 48hr period [Exclude Weekend]

Bank	Transaction Date	Flag No.	Patron ID	Transaction Type	is in Riverbank AUD TT Data - 2013 - 2019	Credits
ANZ	20/08/2013	1			Y	\$9,250.00
ANZ	20/08/2013				Y	\$9,800.00
ANZ	20/08/2013				Y	\$9,450.00
ANZ	20/08/2013				Y	\$9,600.00
ANZ	20/08/2013				Y	\$9,400.00
ANZ	20/08/2013				Y	\$9,013.00
ANZ	20/08/2013				Y	\$9,650.00
ANZ	20/08/2013				Y	\$9,400.00
ANZ	20/08/2013				Y	\$9,500.00
ANZ	20/08/2013				Y	\$9,100.00
ANZ	20/08/2013				Y	\$8,200.00
ANZ	20/08/2013				Y	\$9,800.00
ANZ	20/08/2013				Y	\$8,800.00
ANZ	20/08/2013				Y	\$9,800.00
ANZ	20/08/2013				Y	\$8,400.00
ANZ	20/08/2013				Y	\$8,800.00
ANZ	20/08/2013				Y	\$8,950.00
ANZ	20/08/2013				Y	\$8,650.00
ANZ	21/08/2013				Y	\$9,600.00
ANZ	21/08/2013				Y	\$9,850.00
ANZ	21/08/2013				Y	\$9,200.00
ANZ	21/08/2013				Y	\$9,700.00
ANZ	21/08/2013				Y	\$9,750.00
ANZ	21/08/2013				Y	\$9,550.00
ANZ	21/08/2013				Y	\$8,900.00
ANZ	21/08/2013				Y	\$9,250.00
ANZ	21/08/2013	2			Y	\$9,600.00
ANZ	21/08/2013				Y	\$9,850.00
ANZ	21/08/2013				Y	\$9,200.00
ANZ	21/08/2013				Y	\$9,700.00
ANZ	21/08/2013				Y	\$9,750.00
ANZ	21/08/2013				Y	\$9,550.00
ANZ	21/08/2013				Y	\$8,900.00
ANZ	21/08/2013				Y	\$9,250.00
ANZ	22/08/2013				Y	\$9,750.00
ANZ	22/08/2013				Y	\$9,050.00
ANZ	22/08/2013				Y	\$8,145.00
ANZ	22/08/2013				Y	\$9,150.00
ANZ	22/08/2013				Y	\$5,000.00






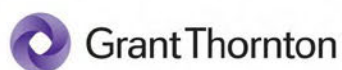
ANZ	22/08/2013			Y	\$9,200.00
ANZ	22/08/2013			Y	\$8,650.00
ANZ	22/08/2013	3		Y	\$9,750.00
ANZ	22/08/2013			Y	\$9,050.00
ANZ	22/08/2013			Y	\$8,145.00
ANZ	22/08/2013			Y	\$9,150.00
ANZ	22/08/2013			Y	\$5,000.00
ANZ	22/08/2013			Y	\$9,200.00
ANZ	22/08/2013			Y	\$8,650.00
ANZ	23/08/2013			Y	\$8,000.00
ANZ	23/08/2013			Y	\$4,200.00
ANZ	23/08/2013			Y	\$8,550.00
ANZ	23/08/2013			Y	\$9,250.00
ANZ	27/08/2013	4		Y	\$9,200.00
ANZ	27/08/2013			Y	\$9,500.00
ANZ	27/08/2013			Y	\$9,800.00
ANZ	28/08/2013			Y	\$7,500.00
ANZ	28/08/2013			Y	\$9,852.00
ANZ	16/09/2013	5		Y	\$8,800.00
ANZ	16/09/2013			Y	\$8,550.00
ANZ	16/09/2013			Y	\$8,050.00
ANZ	16/09/2013			Y	\$9,000.00
ANZ	16/09/2013			Y	\$8,368.00
ANZ	16/09/2013			Y	\$9,500.00
ANZ	17/09/2013			Y	\$8,500.00
ANZ	17/09/2013			Y	\$8,000.00
ANZ	17/09/2013			Y	\$3,500.00
ANZ	4/11/2013	6		Y	\$8,000.00
ANZ	4/11/2013			Y	\$6,161.00
ANZ	5/11/2013			Y	\$7,000.00
ANZ	20/09/2013	7		Y	\$4,000.00
ANZ	20/09/2013			Y	\$9,000.00
ANZ	20/09/2013			Y	\$8,500.00
ANZ	20/09/2013			Y	\$6,012.00
ANZ	23/09/2013			Y	\$1,000.00
ANZ	20/11/2013	8		Y	\$9,375.00
ANZ	20/11/2013			Y	\$9,375.00
ANZ	20/11/2013			Y	\$9,375.00
ANZ	20/11/2013			Y	\$9,375.00
ANZ	20/11/2013			Y	\$9,375.00



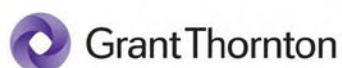
ANZ	20/11/2013			Y	\$9,375.00
ANZ	20/11/2013			Y	\$9,375.00
ANZ	20/11/2013			Y	\$9,375.00
ANZ	21/11/2013			Y	\$9,375.00
ANZ	21/11/2013			Y	\$9,375.00
ANZ	21/11/2013			Y	\$9,375.00
ANZ	21/11/2013			Y	\$9,375.00
ANZ	21/11/2013			Y	\$9,375.00
ANZ	21/11/2013			Y	\$9,375.00
ANZ	21/11/2013			Y	\$9,375.00
ANZ	21/11/2013			Y	\$9,375.00
ANZ	21/11/2013			Y	\$9,375.00
ANZ	21/11/2013	9		Y	\$5,500.00
ANZ	21/11/2013			Y	\$7,500.00
ANZ	21/11/2013			Y	\$5,000.00
ANZ	22/11/2013			Y	\$6,000.00
ANZ	28/11/2013	10		Y	\$8,500.00
ANZ	28/11/2013			Y	\$8,000.00
ANZ	28/11/2013			Y	\$8,500.00
ANZ	29/11/2013			Y	\$8,500.00
ANZ	29/11/2013			Y	\$8,500.00
ANZ	29/11/2013			Y	\$8,000.00
ANZ	3/12/2013	11		Y	\$7,800.00
ANZ	3/12/2013			Y	\$6,800.00
ANZ	3/12/2013			Y	\$7,350.00
ANZ	3/12/2013			Y	\$8,000.00
ANZ	3/12/2013			Y	\$8,250.00
ANZ	3/12/2013			Y	\$6,545.00
ANZ	4/12/2013			Y	\$9,250.00
ANZ	4/12/2013			Y	\$9,550.00
ANZ	9/01/2014	12		Y	\$9,500.00
ANZ	9/01/2014			Y	\$9,500.00
ANZ	9/01/2014			Y	\$9,500.00
ANZ	9/01/2014			Y	\$9,500.00
ANZ	10/01/2014			Y	\$8,000.00
ANZ	10/01/2014			Y	\$8,000.00
ANZ	10/01/2014			Y	\$8,000.00
ANZ	10/01/2014			Y	\$8,000.00
ANZ	10/01/2014			Y	\$7,580.00
ANZ	15/01/2014	13		Y	\$9,500.00
ANZ	15/01/2014			Y	\$9,500.00
ANZ	15/01/2014			Y	\$9,500.00



ANZ	15/01/2014			Y	\$9,500.00
ANZ	15/01/2014			Y	\$9,500.00
ANZ	16/01/2014			Y	\$5,000.00
ANZ	16/01/2014			Y	\$9,500.00
ANZ	16/01/2014			Y	\$9,500.00
ANZ	16/01/2014			Y	\$9,500.00
ANZ	16/01/2014			Y	\$9,500.00
ANZ	16/01/2014			Y	\$9,500.00
ANZ	20/01/2014	14		Y	\$8,000.00
	20/01/2014			Y	\$5,000.00
ANZ	20/01/2014			Y	\$4,500.00
ANZ	20/01/2014			Y	\$8,920.00
ANZ	21/01/2014			Y	\$6,550.00
	21/01/2014			Y	\$8,600.00
ANZ	21/01/2014			Y	\$8,850.00
ANZ	27/02/2014	15		Y	\$7,900.00
ANZ	27/02/2014			Y	\$8,200.00
ANZ	27/02/2014			Y	\$8,250.00
ANZ	27/02/2014			Y	\$8,300.00
ANZ	27/02/2014			Y	\$8,500.00
ANZ	27/02/2014			Y	\$7,500.00
ANZ	28/02/2014			Y	\$8,000.00
ANZ	28/02/2014			Y	\$6,850.00
ANZ	28/02/2014			Y	\$8,750.00
ANZ	28/02/2014			Y	\$8,400.00
ANZ	28/02/2014			Y	\$8,800.00
ANZ	28/02/2014			Y	\$7,000.00
ANZ	28/02/2014			Y	\$7,750.00
ANZ	28/02/2014			Y	\$6,500.00
ANZ	28/02/2014			Y	\$7,700.00
ANZ	28/02/2014			Y	\$8,150.00
ANZ	28/02/2014			Y	\$8,050.00
ANZ	28/02/2014			Y	\$7,400.00
ANZ	28/02/2014			Y	\$8,000.00
ANZ	7/03/2014	16		Y	\$9,000.00
ANZ	7/03/2014			Y	\$8,000.00
ANZ	10/03/2014			Y	\$7,000.00
ANZ	10/03/2014			Y	\$8,200.00
ANZ	10/03/2014			Y	\$8,500.00
ANZ	10/03/2014			Y	\$8,800.00
ANZ	10/03/2014			Y	\$7,500.00
ANZ	10/03/2014			Y	\$8,000.00
ANZ	10/03/2014			Y	\$6,000.00



ANZ	10/03/2014			Y	\$9,000.00
CBA	29/05/2014	17		Y	\$9,800.00
CBA	29/05/2014			Y	\$9,800.00
CBA	29/05/2014			Y	\$1,000.00
CBA	29/05/2014			Y	\$9,800.00
CBA	29/05/2014			Y	\$9,800.00
CBA	29/05/2014			Y	\$2,050.00
CBA	30/05/2014			Y	\$7,750.00
CBA	21/05/2015	18		Y	\$9,308.00
CBA	21/05/2015			Y	\$9,002.00
CBA	22/05/2015			Y	\$8,902.00
CBA	22/05/2015			Y	\$9,398.00
CBA	22/05/2015			Y	\$9,007.00
CBA	25/05/2015	19		Y	\$8,833.00
CBA	25/05/2015			Y	\$7,590.00
CBA	25/05/2015			Y	\$2.00
CBA	26/05/2015			Y	\$7,098.00
CBA	26/05/2015			Y	\$6,280.50
CBA	26/05/2015			Y	\$9,302.00



## 2.2 Scenario 3 - Two or more cash deposits of <\$10,000 each, totalling \$10,000 or more in a 72hr period [Exclude Weekend]

Bank	Transaction Date	Flag No.	Patron ID	Transaction Type	is in Riverbank AUD TT Data - 2013 - 2019	Credits
ANZ	20/08/2013	1			Y	\$9,250.00
ANZ	20/08/2013				Y	\$9,800.00
ANZ	20/08/2013				Y	\$9,450.00
ANZ	20/08/2013				Y	\$9,600.00
ANZ	20/08/2013				Y	\$9,400.00
ANZ	20/08/2013				Y	\$9,013.00
ANZ	20/08/2013				Y	\$9,650.00
ANZ	20/08/2013				Y	\$9,400.00
ANZ	20/08/2013				Y	\$9,500.00
ANZ	20/08/2013				Y	\$9,100.00
ANZ	20/08/2013				Y	\$8,200.00
ANZ	20/08/2013				Y	\$9,800.00
ANZ	20/08/2013				Y	\$8,800.00
ANZ	20/08/2013				Y	\$9,800.00
ANZ	20/08/2013				Y	\$8,400.00
ANZ	20/08/2013				Y	\$8,800.00
ANZ	20/08/2013				Y	\$8,950.00
ANZ	20/08/2013				Y	\$8,650.00
ANZ	21/08/2013				Y	\$9,600.00
ANZ	21/08/2013				Y	\$9,850.00
ANZ	21/08/2013				Y	\$9,200.00
ANZ	21/08/2013				Y	\$9,700.00
ANZ	21/08/2013				Y	\$9,750.00
ANZ	21/08/2013				Y	\$9,550.00
ANZ	21/08/2013				Y	\$8,900.00
ANZ	21/08/2013				Y	\$9,250.00
ANZ	22/08/2013				Y	\$9,750.00
ANZ	22/08/2013				Y	\$9,050.00
ANZ	22/08/2013				Y	\$8,145.00
ANZ	22/08/2013				Y	\$9,150.00
ANZ	22/08/2013				Y	\$5,000.00
ANZ	22/08/2013				Y	\$9,200.00
ANZ	22/08/2013				Y	\$8,650.00
CBA	21/05/2015	2			Y	\$9,308.00
CBA	21/05/2015				Y	\$9,002.00
CBA	22/05/2015				Y	\$8,902.00
CBA	22/05/2015				Y	\$9,398.00



Bank	Transaction Date	Flag No.	Patron ID	Transaction Type	is in Riverbank AUD TT Data - 2013 - 2019	Credits
CBA	22/05/2015				Y	\$9,007.00
CBA	25/05/2015				Y	\$8,833.00
CBA	25/05/2015				Y	\$7,590.00
CBA	25/05/2015				Y	\$2.00
CBA	25/05/2015	3			Y	\$8,833.00
CBA	25/05/2015				Y	\$7,590.00
CBA	25/05/2015				Y	\$2.00
CBA	26/05/2015				Y	\$7,098.00
CBA	26/05/2015				Y	\$6,280.50
CBA	26/05/2015				Y	\$9,302.00
CBA	27/05/2015				Y	\$7,368.75
CBA	27/05/2015				Y	\$7,638.75